

# Monthly Treasury Statement

## Receipts and Outlays of the United States Government

For Fiscal Year 2026 Through March 31, 2026, and Other Periods





### Highlight

The budget estimates provided in Tables 2 and 3 are based on the FY 2027 Budget, which was released by the Office of Management and Budget on April 3, 2026.

The detailed line items in this month's publication have been aligned to the FY 2027 Budget, released by the Office of Management and Budget on April 3, 2026.

Outlays for military active duty and retirement, veterans benefits, Supplemental Security Income, and Medicare payments to health maintenance organizations and prescription drug plans accelerated into February, because March 1, 2026, the normal payment date, fell on a non-business day.

## Contents

Summary.....	Page 5
Receipts.....	Page 10
Outlays.....	Page 11
Means of Financing.....	Page 25
Receipts/Outlays by Month.....	Page 35
Federal Trust Funds/ Securities.....	Page 37
Receipts by Source/Outlays by Function.....	Page 38
Explanatory Notes.....	Page 39

## Introduction

*The Monthly Treasury Statement of Receipts and Outlays of the United States Government (MTS)* is prepared by the Bureau of the Fiscal Service, Department of the Treasury and, after approval by the Fiscal Assistant Secretary of the Treasury, is normally released on the 8th workday of the month following the reporting month. The publication is based on data provided by Federal entities, disbursing officers, and Federal Reserve banks.

### AUDIENCE

The *MTS* is published to meet the needs of those responsible for or interested in the cash position of the Treasury, those who are responsible or interested in the Government's budget results; and individuals and businesses whose operations depend upon or are related to the Government's financial operations.

### DISCLOSURE STATEMENT

This statement summarizes the financial activities of the Federal Government and off-budget Federal entities conducted in accordance with the Budget of the U.S. Government, i.e., receipts and outlays of funds, the surplus or deficit, and the means of financing the deficit or disposing of the surplus. Information is presented on a modified cash basis; receipts are accounted for on the basis of collections; refunds of receipts are treated as deductions from gross receipts; revolving and management fund receipts, reimbursements and refunds of monies previously expended are treated as deductions from gross outlays; and interest on the public debt (public issues) is recognized on the accrual basis. Major information sources include accounting data reported by Federal entities, disbursing officers, and Federal Reserve banks.

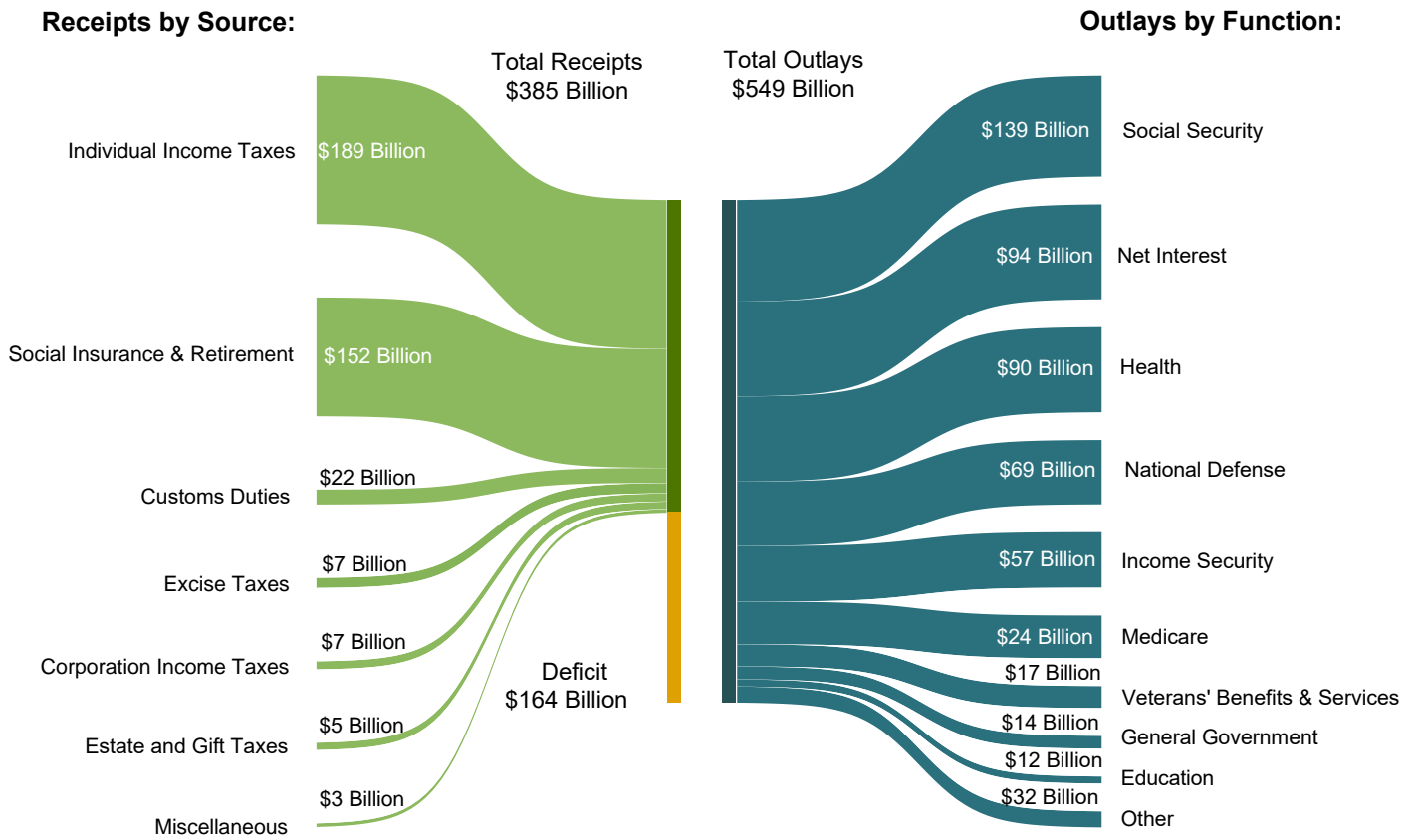
### TRIAD OF PUBLICATIONS

The *MTS* is part of a triad of Treasury financial reports. The *Daily Treasury Statement* is published each working day of the Federal Government. It provides data on the cash and debt operations of the Treasury based upon reporting of the Treasury account balances by Federal Reserve banks. The *MTS* is a report of Government receipts and outlays, based on agency reporting. The *Combined Statement of Receipts, Outlays, and Balances of the United States Government* is the official publication of the detailed receipts and outlays of the Government. It is published annually in accordance with legislative mandates given to the Secretary of the Treasury.

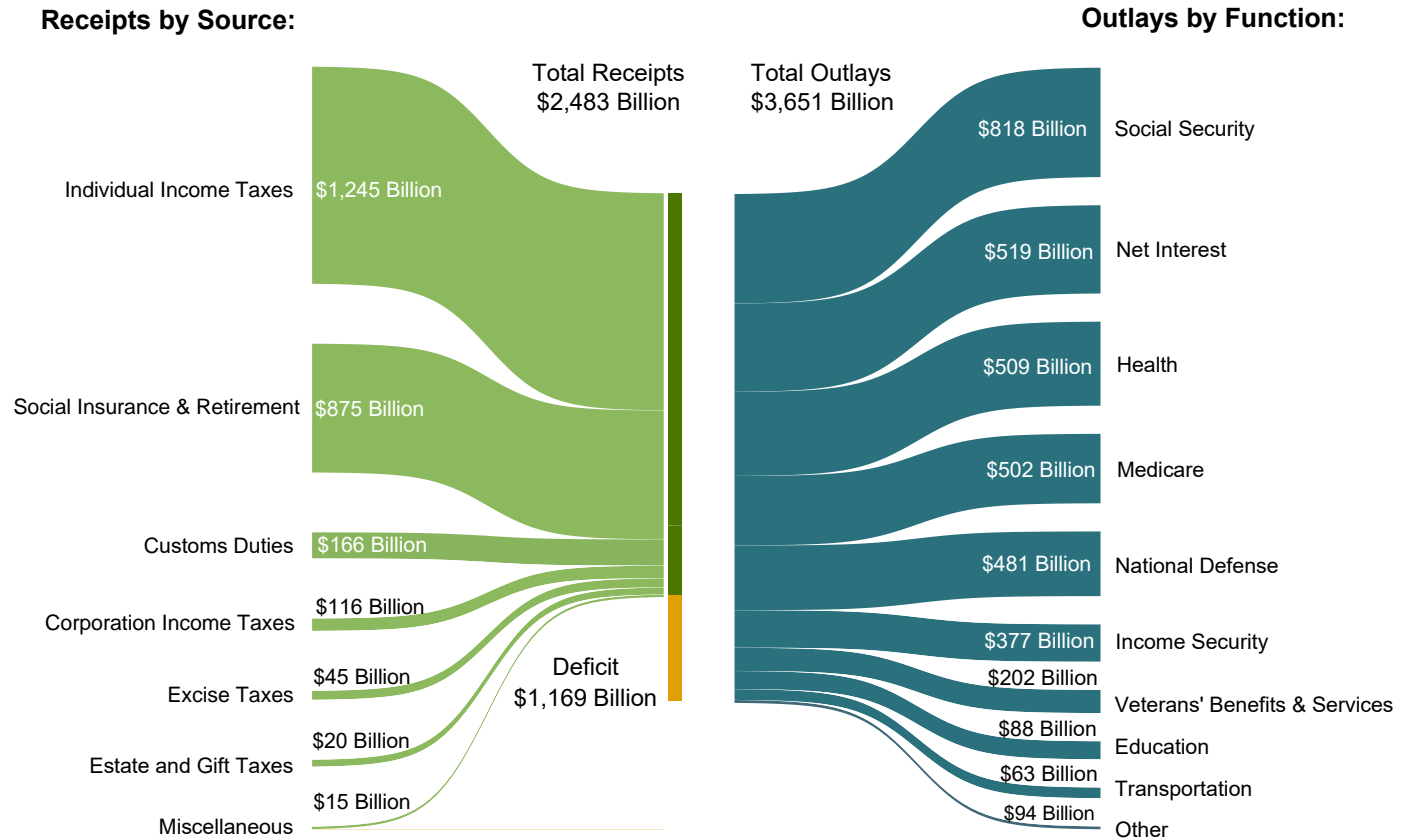
### DATA SOURCES AND INFORMATION

The Explanatory Notes section of this publication provides information concerning the flow of data into the *MTS* and sources of information relevant to the *MTS*.

**Figure 1. Receipts, Outlays, and Surplus/Deficit for March 2026**



**Figure 2. Cumulative Receipts, Outlays, and Surplus/Deficit through Fiscal Year 2026**



Source data: Table 9

**Table 1. Summary of Receipts, Outlays, and the Deficit/Surplus of the U.S. Government, Fiscal Years 2025 and 2026, by Month**

[\$ millions]			
Period	Receipts	Outlays	Deficit/Surplus (-)
<b>FY 2025</b>			
October	326,770	584,220	257,450
November	301,754	668,517	366,763
December	454,415	541,146	86,732
January	513,294	641,935	128,640
February	296,424	603,441	307,017
March	367,645	528,174	160,528
April	850,169	591,769	-258,400
May	371,229	686,881	315,652
June	526,445	499,436	-27,010
July	338,492	629,635	291,143
August	344,315	689,107	344,792
September	543,663	345,725	-197,938
<b>Year-to-Date</b>	<b>5,234,616</b>	<b>7,009,986</b>	<b>1,775,369</b>
<b>FY 2026</b>			
October	404,371	688,704	284,333
November	336,002	509,279	173,277
December	484,384	629,136	144,752
January	560,052	654,667	94,615
February	313,122	620,623	307,501
March	384,863	548,963	164,100
<b>Year-to-Date</b>	<b>2,482,793</b>	<b>3,651,372</b>	<b>1,168,579</b>

Note: Details may not add to totals due to rounding.

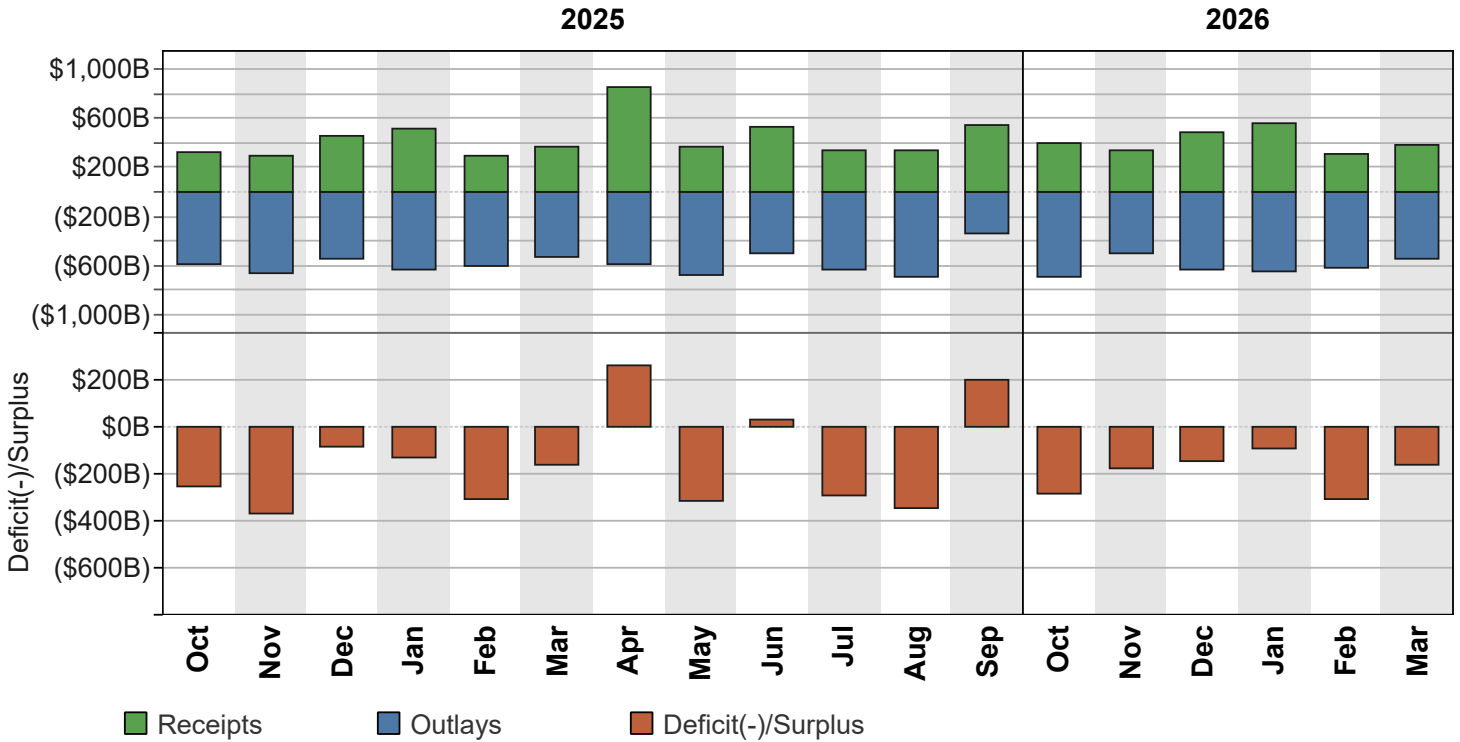
**Table 2. Summary of Budget and Off-Budget Results and Financing of the U.S. Government, March 2026 and Other Periods**

[\$ millions]					
Classification	This Month	Current Fiscal Year to Date	Budget Estimates Full Fiscal Year	Comparable Prior Period Year to Date (2025)	Budget Estimates Next Fiscal Year (2027)
<b>Total On-Budget and Off-Budget Results:</b>					
Total Receipts	384,863	2,482,793	5,475,705	2,260,303	5,920,951
On-Budget Receipts	265,310	1,831,082	4,108,050	1,643,319	4,496,664
Off-Budget Receipts	119,552	651,712	1,367,655	616,983	1,424,287
Total Outlays	548,963	3,651,372	7,540,434	3,567,433	8,092,860
On-Budget Outlays	412,180	2,902,726	6,008,685	2,868,462	6,477,989
Off-Budget Outlays	136,783	748,646	1,531,749	698,971	1,614,871
Total Surplus (+) or Deficit (-)	-164,100	-1,168,579	.....	-1,307,130	.....
On-Budget Surplus (+) or Deficit (-)	-146,870	-1,071,645	.....	-1,225,142	.....
Off-Budget Surplus (+) or Deficit (-)	-17,230	-96,934	.....	-81,988	.....
Total On-Budget and Off-Budget Financing	164,100	1,168,579	.....	1,307,130	.....
<b>Means of Financing:</b>					
Borrowing from the Public	244,023	1,092,652	.....	606,774	.....
Reduction of Operating Cash, Increase (-)	-94,057	-2,175	.....	479,940	.....
By Other Means	14,135	78,102	.....	220,417	.....

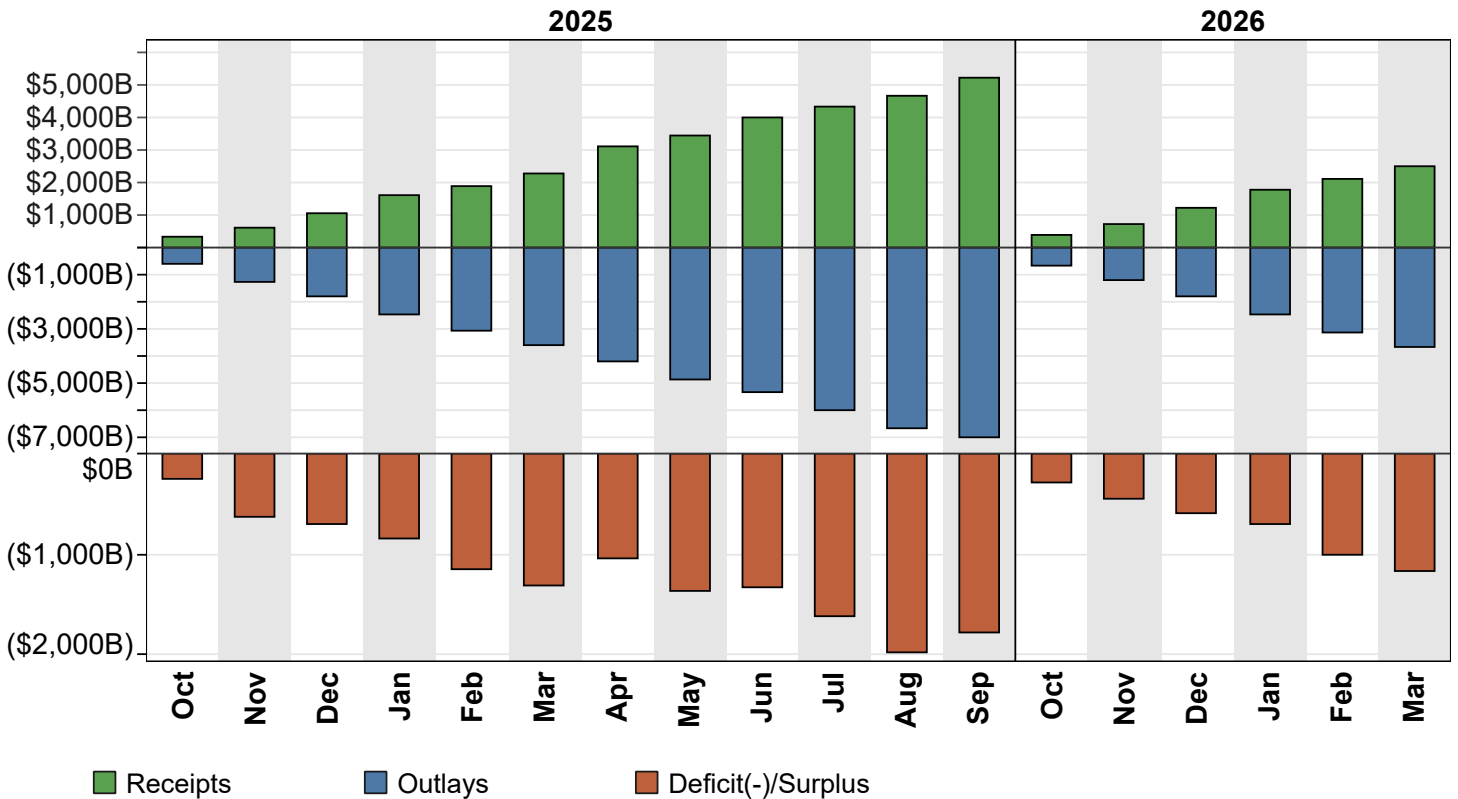
Note: Details may not add to totals due to rounding.

... No Transactions

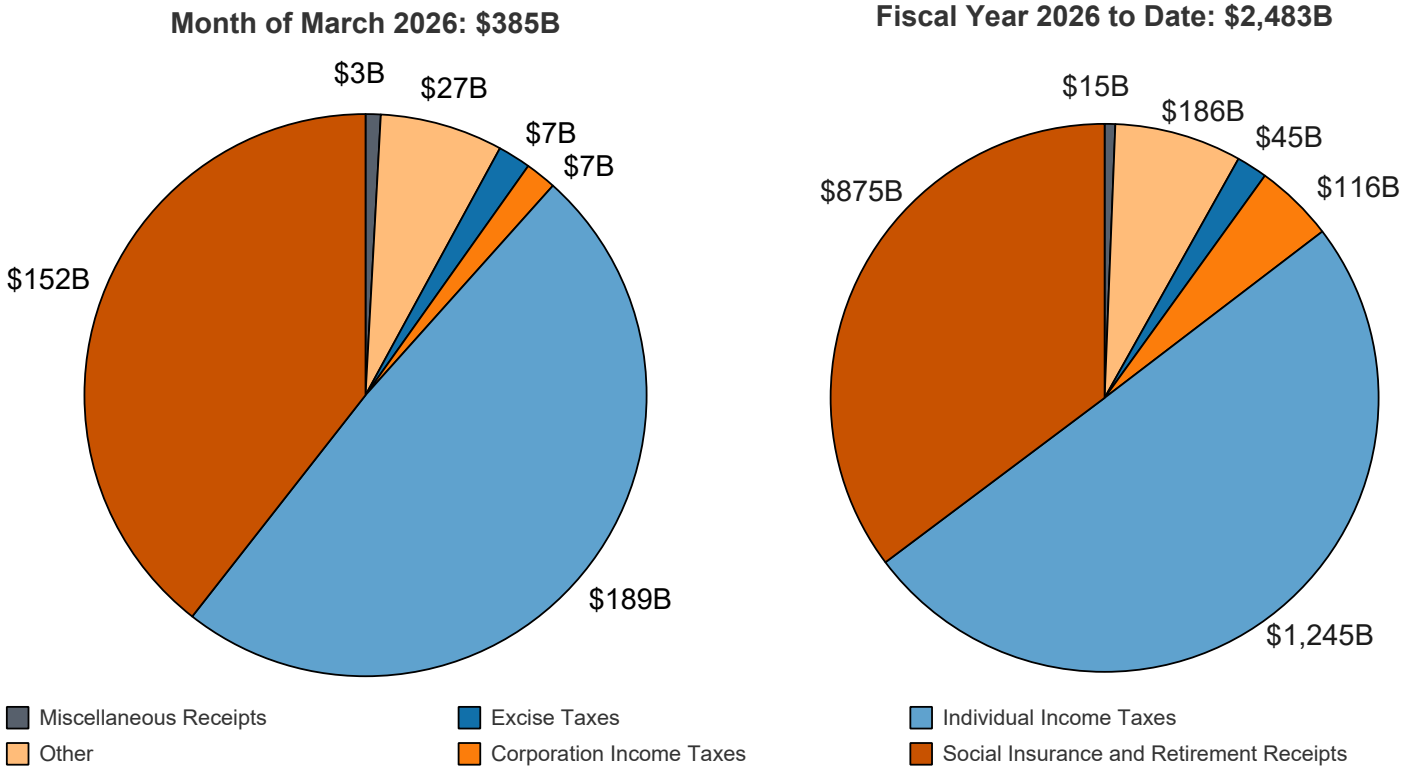
**Figure 3. Monthly Receipts, Outlays, and Budget Deficit/Surplus of the U.S. Government, Fiscal Years 2025 and 2026**



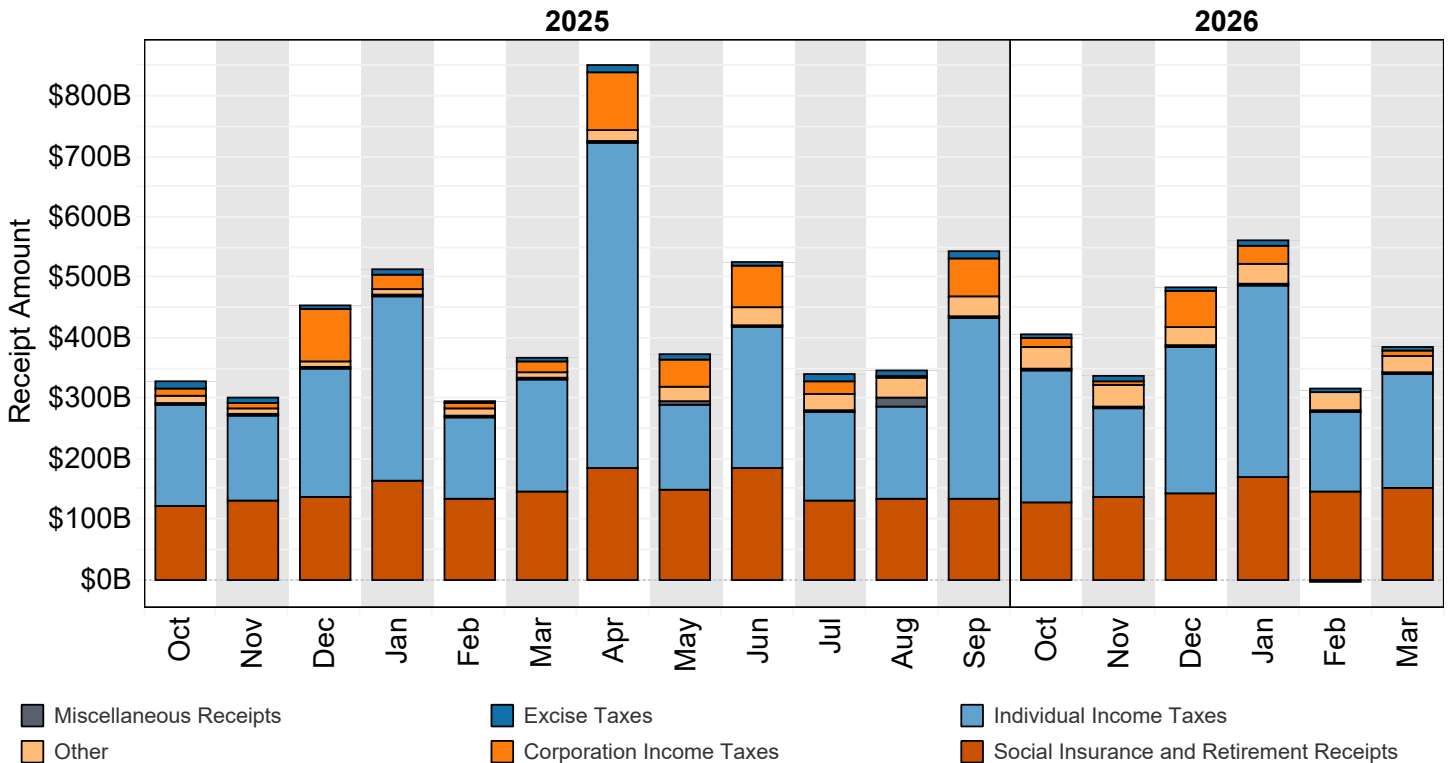
**Figure 4. Monthly Receipts, Outlays, and Budget Deficit/Surplus of the U.S. Government, Cumulative, Fiscal Years 2025 and 2026**



**Figure 5. Receipts of the U.S. Government, by Source, Fiscal Year 2026**



**Figure 6. Monthly Receipts of the U.S. Government, by Source, Fiscal Years 2025 and 2026**

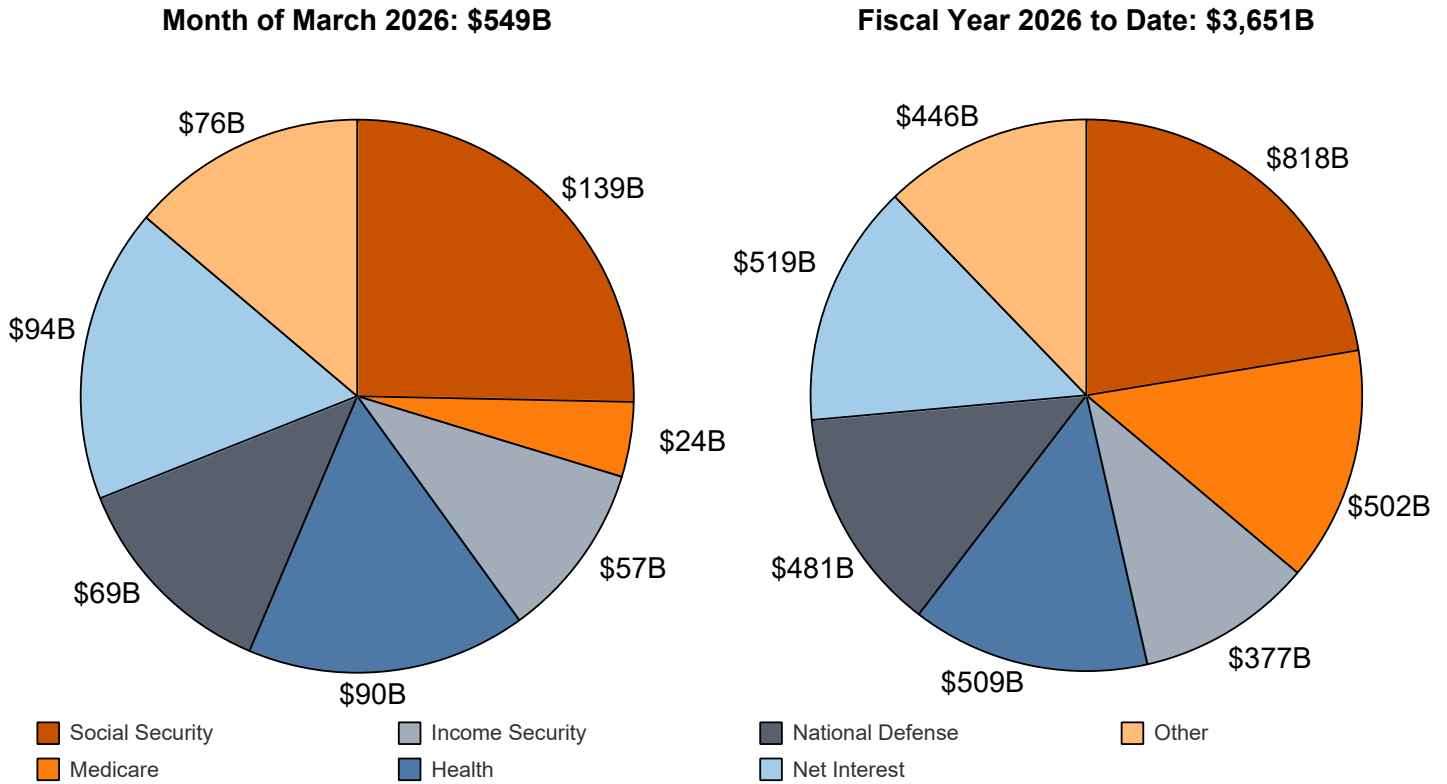


"Other" Includes: Customs Duties and Estate and Gift Taxes

\*Disclaimer: Other category is subject to change due to negative balances held.

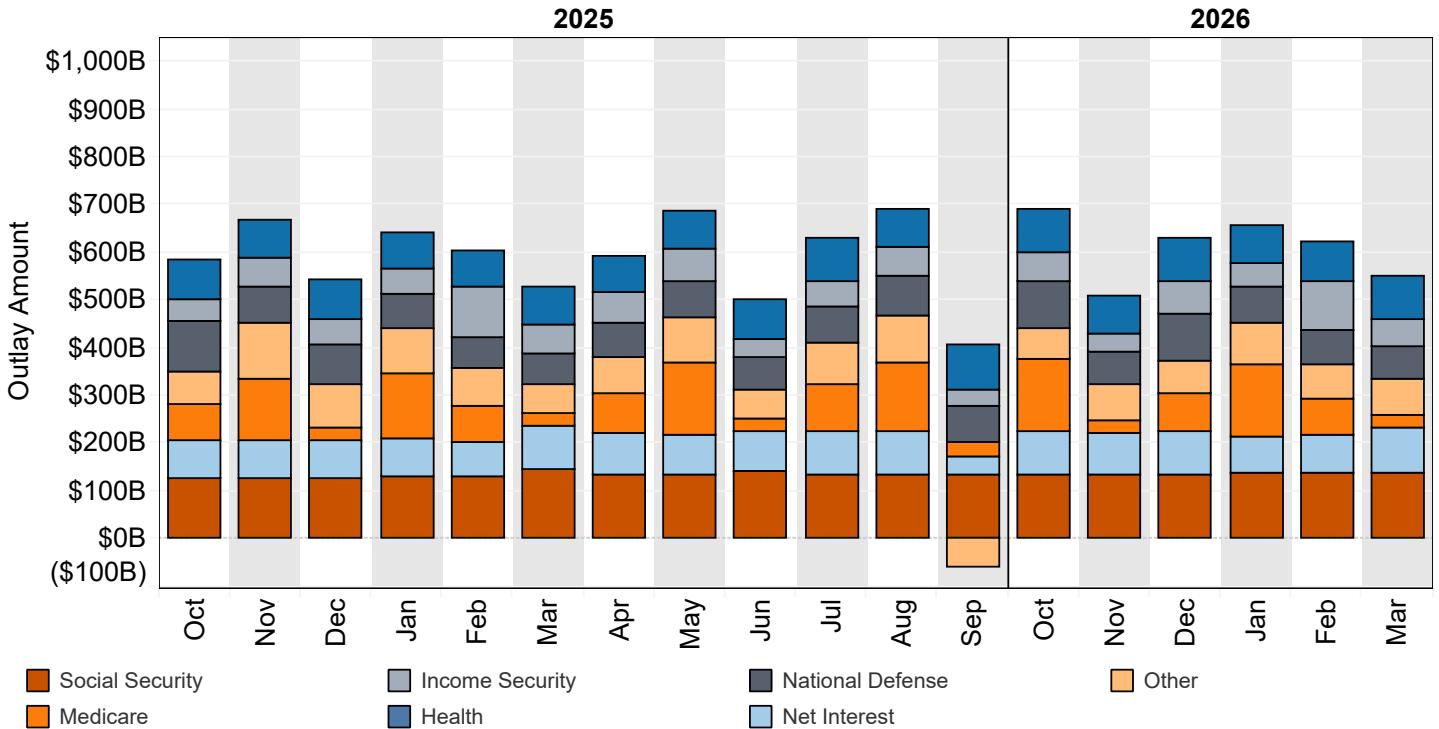
Note: Details may not add to totals due to rounding

**Figure 7. Outlays of the U.S. Government, by Source, Fiscal Year 2026**



\*Disclaimer: Other category is subject to change due to negative balances held.

**Figure 8. Monthly Outlays of the U.S. Government, by Source, Fiscal Years 2025 and 2026**



"Other" Includes: Administration of Justice, Agriculture, Community and Regional Development, Education, Training, Employment, and Social Services, Energy, General Government, General Science, Space, and Technology, International Affairs, Natural Resources and Environment, Transportation, Undistributed Offsetting Receipts, Veterans' Benefits and Services.

Note: Details may not add to totals due to rounding

**Table 3. Summary of Receipts and Outlays of the U.S. Government, March 2026 and Other Periods**

[\$ millions]				
Classification	This Month	Current Fiscal Year to Date	Comparable Prior Period Year to Date	Budget Estimates Full Fiscal Year
<b>Budget Receipts</b>				
Individual Income Taxes	188,500	1,245,441	1,143,813	2,629,899
Corporation Income Taxes	6,856	116,050	161,599	398,640
Social Insurance and Retirement Receipts:				
Employment and General Retirement (Off-Budget)	119,552	651,712	616,983	1,367,655
Employment and General Retirement (On-Budget)	33,344	205,738	198,698	419,258
Unemployment Insurance	-1,906	13,023	13,798	53,777
Other Retirement	733	4,176	4,251	9,125
Excise Taxes	7,300	45,194	47,031	105,588
Estate and Gift Taxes	4,995	19,799	12,899	35,795
Customs Duties	22,155	166,493	43,580	406,059
Miscellaneous Receipts	3,332	15,169	17,650	49,909
<b>Total Receipts</b>	<b>384,863</b>	<b>2,482,793</b>	<b>2,260,303</b>	<b>5,475,705</b>
<b>(On-Budget)</b>	<b>265,310</b>	<b>1,831,082</b>	<b>1,643,319</b>	<b>4,108,050</b>
<b>(Off-Budget)</b>	<b>119,552</b>	<b>651,712</b>	<b>616,983</b>	<b>1,367,655</b>
<b>Budget Outlays</b>				
Legislative Branch	665	3,539	3,683	8,499
Judicial Branch	874	4,975	4,882	10,375
Department of Agriculture	33,141	116,558	120,167	238,841
Department of Commerce	1,506	6,911	15,344	21,170
Department of Defense—Military Programs	65,102	458,429	443,064	913,705
Department of Education	8,364	69,974	78,875	62,188
Department of Energy	4,100	25,681	26,141	59,641
Department of Health and Human Services	108,796	960,422	901,311	2,035,980
Department of Homeland Security	7,765	46,290	58,718	116,341
Department of Housing and Urban Development	5,794	33,759	34,868	76,031
Department of the Interior	1,522	7,821	11,798	24,292
Department of Justice	4,697	23,261	23,001	51,516
Department of Labor	2,694	26,945	29,898	71,579
Department of State	2,581	13,696	15,675	35,351
Department of Transportation	9,970	55,337	55,909	131,545
Department of the Treasury:				
Interest on Treasury Debt Securities (Gross)	102,644	622,596	582,460	1,301,255
Other	32,157	161,967	168,038	221,428
Department of Veterans Affairs	17,330	201,363	185,302	439,752
Corps of Engineers	1,188	5,635	6,163	8,099
Other Defense Civil Programs	401	40,037	40,305	76,950
Environmental Protection Agency	1,332	8,430	28,211	22,323
Executive Office of the President	38	-1,074	-226	-327
General Services Administration	59	-147	-54	1,760
International Assistance Programs	2,467	9,527	13,078	24,477
National Aeronautics and Space Administration	1,909	12,290	12,265	24,629
National Science Foundation	707	4,133	4,717	10,473
Office of Personnel Management	10,777	66,352	63,452	132,542
Small Business Administration	-150	488	1,334	12,142
Social Security Administration	139,445	850,490	807,609	1,745,811
Independent Agencies	-2,284	4,642	7,498	21,057
Allowances	.....	.....	.....	-26
Undistributed Offsetting Receipts:				
Interest	-6,463	-93,819	-85,742	-203,434
Other	-10,168	-95,136	-90,307	-155,531
<b>Total Outlays</b>	<b>548,963</b>	<b>3,651,372</b>	<b>3,567,433</b>	<b>7,540,434</b>
<b>(On-Budget)</b>	<b>412,180</b>	<b>2,902,726</b>	<b>2,868,462</b>	<b>6,008,685</b>
<b>(Off-Budget)</b>	<b>136,783</b>	<b>748,646</b>	<b>698,971</b>	<b>1,531,749</b>
<b>Surplus (+) or Deficit (-)</b>	<b>-164,100</b>	<b>-1,168,579</b>	<b>-1,307,130</b>	<b>.....</b>
<b>(On-Budget)</b>	<b>-146,870</b>	<b>-1,071,645</b>	<b>-1,225,142</b>	<b>.....</b>
<b>(Off-Budget)</b>	<b>-17,230</b>	<b>-96,934</b>	<b>-81,988</b>	<b>.....</b>

Note: Details may not add to totals due to rounding.

... No Transactions

**Table 4. Receipts of the U.S. Government, March 2026 and Other Periods**

Classification	This Month			Current Fiscal Year to Date			Prior Fiscal Year to Date		
	Gross Receipts	Refunds (Deduct)	Receipts	Gross Receipts	Refunds (Deduct)	Receipts	Gross Receipts	Refunds (Deduct)	Receipts
<b>Individual Income Taxes</b>									
Withheld	1,240,228			1,086,875			1,053,522		
Presidential Election Campaign Fund	4			8			8		
Other	133,573			347,251			263,868		
<b>Total -- Individual Income Taxes</b>	<b>273,804</b>	<b>85,304</b>	<b>188,500</b>	<b>1,434,134</b>	<b>188,694</b>	<b>1,245,441</b>	<b>1,317,398</b>	<b>173,585</b>	<b>1,143,813</b>
<b>Corporation Income Taxes</b>									
	<b>14,696</b>	<b>7,839</b>	<b>6,856</b>	<b>145,595</b>	<b>29,545</b>	<b>116,050</b>	<b>178,270</b>	<b>16,670</b>	<b>161,599</b>
<b>Social Insurance and Retirement Receipts:</b>									
Employment and General Retirement:									
Federal Old-Age and Survivors Insurance Trust Fund:									
Federal Insurance Contributions Act Taxes	100,616	.....	100,616	545,337	.....	545,337	517,316	.....	517,316
Self-Employment Contributions Act Taxes	1,566	.....	1,566	13,080	.....	13,080	12,381	.....	12,381
Adjustments Attributable to Prior Years-FICA	16	.....	16	-921	.....	-921	-5,339	.....	-5,339
Adjustments Attributable to Prior Years-SECA	1	.....	-1	-282	.....	-282	3,059	.....	3,059
<b>Total -- Federal Old-Age and Survivors Insurance Trust Fund</b>	<b>102,197</b>	<b>.....</b>	<b>102,197</b>	<b>557,215</b>	<b>.....</b>	<b>557,215</b>	<b>527,417</b>	<b>.....</b>	<b>527,417</b>
Federal Disability Insurance Trust Fund:									
Federal Insurance Contributions Act Taxes	117,086	.....	17,086	92,604	.....	92,604	87,846	.....	87,846
Self-Employment Contributions Act Taxes	266	.....	266	2,222	.....	2,222	2,103	.....	2,103
Adjustments Attributable to Prior Years-FICA	3	.....	3	-284	.....	-284	-905	.....	-905
Adjustments Attributable to Prior Years-SECA	1(**)	.....	(**)	-45	.....	-45	522	.....	522
<b>Total -- Federal Disability Insurance Trust Fund</b>	<b>17,355</b>	<b>.....</b>	<b>17,355</b>	<b>94,497</b>	<b>.....</b>	<b>94,497</b>	<b>89,566</b>	<b>.....</b>	<b>89,566</b>
Federal Hospital Insurance Trust Fund:									
Federal Insurance Contributions Act Taxes	131,577	.....	31,577	196,894	.....	196,894	187,822	.....	187,822
Self-Employment Contributions Act Taxes	1,096	.....	1,096	6,185	.....	6,185	5,859	.....	5,859
Adjustments Attributable to Prior Years-FICA	3	.....	3	-653	.....	-653	-677	.....	-677
Adjustments Attributable to Prior Years-SECA	1(**)	.....	(**)	-363	.....	-363	2,006	.....	2,006
<b>Total -- Federal Hospital Insurance Trust Fund</b>	<b>32,676</b>	<b>.....</b>	<b>32,676</b>	<b>202,063</b>	<b>.....</b>	<b>202,063</b>	<b>195,010</b>	<b>.....</b>	<b>195,010</b>
Railroad Retirement:									
Rail Pension and Supplemental Annuity	373	-2	375	1,900	-6	1,906	1,972	-1	1,972
Social Security Equivalent Account	291	-2	293	1,764	-4	1,768	1,716	-1	1,716
<b>Total -- Employment and General Retirement</b>	<b>152,892</b>	<b>-4</b>	<b>152,896</b>	<b>857,439</b>	<b>-10</b>	<b>857,449</b>	<b>815,680</b>	<b>-1</b>	<b>815,682</b>
Unemployment Insurance:									
Deposits by States	-1,941	.....	-1,941	9,569	.....	9,569	10,190	.....	10,190
Federal Unemployment Taxes	68	32	35	3,492	55	3,437	3,636	45	3,591
Railroad Unemployment Taxes	(**)	.....	(**)	17	.....	17	17	.....	17
<b>Total -- Unemployment Insurance</b>	<b>-1,873</b>	<b>32</b>	<b>-1,906</b>	<b>13,077</b>	<b>55</b>	<b>13,023</b>	<b>13,843</b>	<b>45</b>	<b>13,798</b>
Other Retirement:									
Federal Employees' Retirement--Employee Share	731	.....	731	4,168	.....	4,168	4,241	.....	4,241
Non-Federal Employees Retirement	2	.....	2	8	.....	8	11	.....	11
<b>Total -- Other Retirement</b>	<b>733</b>	<b>.....</b>	<b>733</b>	<b>4,176</b>	<b>.....</b>	<b>4,176</b>	<b>4,251</b>	<b>.....</b>	<b>4,251</b>
<b>Total -- Social Insurance and Retirement Receipts</b>	<b>151,752</b>	<b>29</b>	<b>151,723</b>	<b>874,692</b>	<b>44</b>	<b>874,648</b>	<b>833,775</b>	<b>44</b>	<b>833,731</b>
<b>Excise Taxes:</b>									
Miscellaneous Excise Taxes	-142	273	-415	16,316	1,346	14,970	21,472	3,843	17,629
Airport and Airway Trust Fund	3,021	.....	3,021	10,004	.....	10,004	7,824	3	7,822
Highway Trust Fund	4,699	31	4,668	20,270	168	20,103	21,597	167	21,430
Black Lung Disability Trust Fund	26	.....	26	117	.....	117	150	.....	150
<b>Total -- Excise Taxes</b>	<b>7,604</b>	<b>304</b>	<b>7,300</b>	<b>46,707</b>	<b>1,514</b>	<b>45,194</b>	<b>51,043</b>	<b>4,013</b>	<b>47,031</b>
<b>Estate and Gift Taxes</b>									
	<b>5,041</b>	<b>46</b>	<b>4,995</b>	<b>19,954</b>	<b>155</b>	<b>19,799</b>	<b>13,147</b>	<b>249</b>	<b>12,899</b>
<b>Customs Duties</b>									
	<b>24,017</b>	<b>1,862</b>	<b>22,155</b>	<b>174,889</b>	<b>8,396</b>	<b>166,493</b>	<b>47,014</b>	<b>3,434</b>	<b>43,580</b>
<b>Miscellaneous Receipts:</b>									
Deposit of Earnings, Federal Reserve System	746	.....	746	3,143	.....	3,143	2,651	.....	2,651
Universal Service Fund	679	.....	679	4,313	.....	4,313	4,236	.....	4,236
All Other	1,909	3	1,907	7,778	65	7,712	10,774	11	10,763
<b>Total -- Miscellaneous Receipts</b>	<b>3,335</b>	<b>3</b>	<b>3,332</b>	<b>15,234</b>	<b>65</b>	<b>15,169</b>	<b>17,661</b>	<b>11</b>	<b>17,650</b>
<b>Total -- Receipts</b>	<b>480,249</b>	<b>95,387</b>	<b>384,863</b>	<b>2,711,206</b>	<b>228,412</b>	<b>2,482,793</b>	<b>2,458,308</b>	<b>198,005</b>	<b>2,260,303</b>
<b>Total -- On-Budget</b>	<b>360,697</b>	<b>95,387</b>	<b>265,310</b>	<b>2,059,494</b>	<b>228,412</b>	<b>1,831,082</b>	<b>1,841,325</b>	<b>198,005</b>	<b>1,643,319</b>
<b>Total -- Off-Budget</b>	<b>119,552</b>	<b>.....</b>	<b>119,552</b>	<b>651,712</b>	<b>.....</b>	<b>651,712</b>	<b>616,983</b>	<b>.....</b>	<b>616,983</b>

1 In accordance with the Social Security Act as amended: Individual Income Taxes, Withheld have been decreased and Federal Insurance Contribution Act Taxes increased by \$22 million to correct estimates for the calendar year 2024. Individual Income Taxes, Other have been increased and Self-Employment Contribution Act Taxes decreased by \$1 million to correct estimates for calendar

year 2023 and prior.  
 Note: Details may not add to totals due to rounding.  
 ... No Transactions  
 (\*\*) Less than absolute value of \$500,000

**Table 5. Outlays of the U.S. Government, March 2026 and Other Periods**

[\$ millions]

Classification	This Month			Current Fiscal Year to Date			Prior Fiscal Year to Date		
	Gross Outlays	Applicable Receipts	Outlays	Gross Outlays	Applicable Receipts	Outlays	Gross Outlays	Applicable Receipts	Outlays
<b>Legislative Branch:</b>									
Senate	112	(**)	112	643	1	641	660	2	659
House of Representatives	166	(**)	165	1,026	3	1,023	1,032	3	1,029
Joint Items	1	.....	1	11	.....	11	14	.....	14
Capitol Police	93	.....	93	407	.....	407	406	.....	406
Congressional Budget Office	9	.....	9	36	.....	36	35	.....	35
Architect of the Capitol	81	1	80	457	3	454	443	4	439
Library of Congress	102	1	101	413	4	409	475	5	470
Government Publishing Office	-17	.....	-17	100	.....	100	153	.....	153
Government Accountability Office	95	.....	95	414	.....	414	435	.....	435
United States Tax Court	6	.....	6	37	.....	37	35	.....	35
Other Legislative Branch Agencies	15	.....	15	29	.....	29	52	.....	52
Proprietary Receipts from the Public	.....	-6	6	.....	15	-15	.....	37	-37
Intrabudgetary Transactions	-1	.....	-1	-7	.....	-7	-6	.....	-6
Offsetting Governmental Receipts	.....	(**)	(**)	.....	(**)	(**)	.....	.....	.....
<b>Total--Legislative Branch</b>	<b>663</b>	<b>-3</b>	<b>665</b>	<b>3,565</b>	<b>26</b>	<b>3,539</b>	<b>3,733</b>	<b>50</b>	<b>3,683</b>
<b>Judicial Branch:</b>									
Supreme Court of the United States	15	.....	15	84	.....	84	76	.....	76
Courts of Appeals, District Courts, and Other Judicial Services	795	.....	795	5,456	.....	5,456	4,700	.....	4,700
Other	38	.....	38	554	.....	554	514	.....	514
Proprietary Receipts from the Public	.....	5	-5	.....	95	-95	.....	65	-65
Intrabudgetary Transactions	31	.....	31	-1,024	.....	-1,024	-344	.....	-344
<b>Total--Judicial Branch</b>	<b>879</b>	<b>5</b>	<b>874</b>	<b>5,071</b>	<b>95</b>	<b>4,975</b>	<b>4,947</b>	<b>65</b>	<b>4,882</b>
<b>Department of Agriculture:</b>									
Agricultural Research Service	174	.....	174	872	.....	872	971	.....	971
National Institute of Food and Agriculture:									
Research and Education Activities	84	.....	84	523	.....	523	563	.....	563
Extension Activities	61	.....	61	296	.....	296	341	.....	341
Other	13	.....	13	83	.....	83	87	.....	87
Animal and Plant Health Inspection Service	210	.....	210	965	.....	965	1,263	.....	1,263
Food Safety and Inspection Service	126	.....	126	533	.....	533	581	.....	581
Agricultural Marketing Service	125	4	122	973	25	948	1,513	24	1,488
Risk Management Agency:									
Administrative and Operating Expenses	7	.....	7	33	.....	33	36	.....	36
Federal Crop Insurance Corporation Fund	686	-119	804	11,084	788	10,296	14,858	999	13,859
Farm Service Agency:									
Salaries and Expenses	146	.....	146	382	.....	382	613	.....	613
USDA Supplemental Assistance	3	.....	3	3	.....	3	3	.....	3
Agricultural Disaster Relief Fund	(**)	.....	(**)	(**)	.....	(**)	(**)	.....	(**)
Commodity Credit Corporation	441	1,198	-756	11,824	3,281	8,543	10,426	2,701	7,725
Tobacco Trust Fund	(**)	.....	(**)	1	.....	1	3	.....	3
Agricultural Credit Insurance Fund	5	1	4	325	4	321	307	9	298
Other	106	.....	106	497	.....	497	683	.....	683
<b>Total--Farm Service Agency</b>	<b>702</b>	<b>1,198</b>	<b>-496</b>	<b>13,032</b>	<b>3,285</b>	<b>9,747</b>	<b>12,036</b>	<b>2,710</b>	<b>9,325</b>
Natural Resources Conservation Service:									
Conservation Operations	133	.....	133	543	.....	543	583	.....	583
Farm Security and Rural Investment Programs	284	.....	284	2,288	.....	2,288	2,592	.....	2,592
Other	66	.....	66	273	.....	273	202	.....	202
Rural Development	70	.....	70	-131	.....	-131	140	.....	140
Rural Housing Service:									
Rural Housing Insurance Fund	7	20	-14	449	132	317	302	115	186
Rental Assistance Program	165	.....	165	939	.....	939	869	.....	869
Other	37	.....	37	160	.....	160	225	.....	225
Rural Utilities Service:									
Rural Electrification and Telecommunications Fund	11	(**)	11	69	8	61	40	8	32
Other	90	1	89	461	9	453	571	10	562
Foreign Agricultural Service	68	.....	68	778	.....	778	950	.....	950
Food and Nutrition Service:									
Supplemental Nutrition Assistance Program	8,242	.....	8,242	49,465	.....	49,465	54,125	.....	54,125
Child Nutrition Programs	2,995	.....	2,995	17,538	.....	17,538	17,750	.....	17,750
Special Supplemental Nutrition Program for Women, Infants, and Children (WIC)	666	.....	666	3,809	.....	3,809	4,052	.....	4,052
Other	60	.....	60	297	.....	297	326	.....	326
<b>Total--Food and Nutrition Service</b>	<b>11,962</b>	<b>.....</b>	<b>11,962</b>	<b>71,110</b>	<b>.....</b>	<b>71,110</b>	<b>76,254</b>	<b>.....</b>	<b>76,254</b>

**Table 5. Outlays of the U.S. Government, March 2026 and Other Periods - Continued**

[\$ millions]

Classification	This Month			Current Fiscal Year to Date			Prior Fiscal Year to Date		
	Gross Outlays	Applicable Receipts	Outlays	Gross Outlays	Applicable Receipts	Outlays	Gross Outlays	Applicable Receipts	Outlays
<b>Department of Agriculture: - Continued</b>									
Forest Service:									
National Forest System	251	.....	251	1,118	.....	1,118	1,223	.....	1,223
Capital Improvement and Maintenance	-28	.....	-28	198	.....	198	147	.....	147
Wildland Fire Management	298	.....	298	2,273	.....	2,273	2,731	.....	2,731
Forest Service Permanent Appropriations	21	.....	21	276	.....	276	134	.....	134
Other	222	.....	222	1,231	.....	1,231	1,393	.....	1,393
<b>Total--Forest Service</b>	<b>764</b>	<b>.....</b>	<b>764</b>	<b>5,095</b>	<b>.....</b>	<b>5,095</b>	<b>5,628</b>	<b>.....</b>	<b>5,628</b>
Other	8,615	.....	8,615	12,593	25	12,568	4,586	(**)	4,586
Proprietary Receipts from the Public	-1	-414	414	-4	1,155	-1,159	(**)	1,116	-1,116
Intrabudgetary Transactions	9,372	.....	9,372	-1,033	.....	-1,033	-40	.....	-40
<b>Total--Department of Agriculture</b>	<b>33,832</b>	<b>691</b>	<b>33,141</b>	<b>121,985</b>	<b>5,427</b>	<b>116,558</b>	<b>125,149</b>	<b>4,982</b>	<b>120,167</b>
<b>Department of Commerce:</b>									
Economic Development Administration	99	.....	99	528	.....	528	585	.....	585
Bureau of the Census	154	.....	154	709	.....	709	768	.....	768
International Trade Administration	47	.....	47	236	.....	236	284	.....	284
National Oceanic and Atmospheric Administration	627	5	622	3,460	8	3,452	4,233	6	4,227
National Institute of Standards and Technology	283	.....	283	1,644	.....	1,644	8,305	.....	8,305
National Telecommunications and Information Administration	180	(**)	180	810	508	301	1,041	267	775
Other	78	4	74	-1	21	-22	358	33	325
Proprietary Receipts from the Public	.....	-47	47	.....	-62	62	.....	-77	77
Intrabudgetary Transactions	1	.....	1	2	.....	2	1	.....	1
Offsetting Governmental Receipts	.....	(**)	(**)	.....	1	-1	.....	3	-3
<b>Total--Department of Commerce</b>	<b>1,468</b>	<b>-38</b>	<b>1,506</b>	<b>7,389</b>	<b>477</b>	<b>6,911</b>	<b>15,575</b>	<b>231</b>	<b>15,344</b>
<b>Department of Defense--Military Programs:</b>									
Military Personnel:									
Department of the Army	3,608	.....	3,608	38,900	.....	38,900	36,172	.....	36,172
Department of the Navy	3,337	.....	3,337	35,249	.....	35,249	31,853	.....	31,853
Department of the Air Force	2,095	.....	2,095	27,192	.....	27,192	25,047	.....	25,047
Defense Agencies	.....	.....	.....	26,543	.....	26,543	22,588	.....	22,588
<b>Total--Military Personnel</b>	<b>9,040</b>	<b>.....</b>	<b>9,040</b>	<b>127,885</b>	<b>.....</b>	<b>127,885</b>	<b>115,660</b>	<b>.....</b>	<b>115,660</b>
Operation and Maintenance:									
Department of the Army	5,965	.....	5,965	34,828	.....	34,828	37,171	.....	37,171
Department of the Navy	7,738	.....	7,738	41,983	.....	41,983	40,824	.....	40,824
Department of the Air Force	6,496	.....	6,496	38,042	.....	38,042	38,380	.....	38,380
Defense Agencies	8,500	.....	8,500	42,962	.....	42,962	52,358	.....	52,358
<b>Total--Operation and Maintenance</b>	<b>28,700</b>	<b>.....</b>	<b>28,700</b>	<b>157,815</b>	<b>.....</b>	<b>157,815</b>	<b>168,733</b>	<b>.....</b>	<b>168,733</b>
Procurement:									
Department of the Army	2,631	.....	2,631	14,570	.....	14,570	13,303	.....	13,303
Department of the Navy	6,461	.....	6,461	36,095	.....	36,095	32,817	.....	32,817
Department of the Air Force	3,694	.....	3,694	32,022	.....	32,022	30,063	.....	30,063
Defense Agencies	772	.....	772	4,240	.....	4,240	7,562	.....	7,562
<b>Total--Procurement</b>	<b>13,558</b>	<b>.....</b>	<b>13,558</b>	<b>86,926</b>	<b>.....</b>	<b>86,926</b>	<b>83,745</b>	<b>.....</b>	<b>83,745</b>
Research, Development, Test, and Evaluation:									
Department of the Army	1,443	.....	1,443	8,342	.....	8,342	7,920	.....	7,920
Department of the Navy	2,869	.....	2,869	13,059	.....	13,059	12,398	.....	12,398
Department of the Air Force	5,531	.....	5,531	33,623	.....	33,623	28,166	.....	28,166
Defense Agencies	3,299	.....	3,299	19,524	.....	19,524	17,883	.....	17,883
<b>Total--Research, Development, Test, and Evaluation</b>	<b>13,141</b>	<b>.....</b>	<b>13,141</b>	<b>74,548</b>	<b>.....</b>	<b>74,548</b>	<b>66,368</b>	<b>.....</b>	<b>66,368</b>
Military Construction:									
Department of the Army	259	.....	259	1,518	.....	1,518	1,309	.....	1,309
Department of the Navy	413	.....	413	2,205	.....	2,205	1,871	.....	1,871
Department of the Air Force	270	.....	270	1,803	.....	1,803	1,830	.....	1,830
Defense Agencies	268	.....	268	1,694	.....	1,694	1,415	.....	1,415
<b>Total--Military Construction</b>	<b>1,210</b>	<b>.....</b>	<b>1,210</b>	<b>7,220</b>	<b>.....</b>	<b>7,220</b>	<b>6,425</b>	<b>.....</b>	<b>6,425</b>
Family Housing:									
Department of the Army	64	.....	64	302	.....	302	297	.....	297
Department of the Navy	57	.....	57	316	.....	316	197	.....	197
Department of the Air Force	28	.....	28	185	.....	185	198	.....	198
Defense Agencies	4	.....	4	31	.....	31	82	(**)	82
Revolving and Management Funds:									
Department of the Navy	(**)	.....	(**)	2	.....	2	19	.....	19
Defense Agencies:									

**Table 5. Outlays of the U.S. Government, March 2026 and Other Periods - Continued**

[\$ millions]

Classification	This Month			Current Fiscal Year to Date			Prior Fiscal Year to Date		
	Gross Outlays	Applicable Receipts	Outlays	Gross Outlays	Applicable Receipts	Outlays	Gross Outlays	Applicable Receipts	Outlays
<b>Department of Defense--Military Programs: - Continued</b>									
Working Capital Fund	-563	.....	-563	3,282	.....	3,282	2,124	.....	2,124
Other	71	.....	71	206	.....	206	19	.....	19
Trust Funds:									
Department of the Army	1	.....	1	9	.....	9	5	.....	5
Department of the Navy	3	.....	3	12	.....	12	15	.....	15
Department of the Air Force	(**)	.....	(**)	1	.....	1	1	.....	1
Defense Agencies	50	.....	50	352	.....	352	270	.....	270
Proprietary Receipts from the Public:									
Department of the Army	.....	177	-177	.....	-266	266	.....	146	-146
Department of the Navy	.....	-4	4	.....	128	-128	.....	103	-103
Department of the Air Force	.....	6	-6	.....	29	-29	.....	129	-129
Defense Agencies	.....	97	-97	.....	662	-662	.....	593	-593
Intrabudgetary Transactions:									
Department of the Army	2	.....	2	-69	.....	-69	-9	.....	-9
Department of the Navy	-5	.....	-5	-27	.....	-27	-29	.....	-29
Department of the Air Force	-5	.....	-5	-22	.....	-22	-73	.....	-73
Defense Agencies	20	.....	20	9	.....	9	-13	.....	-13
Offsetting Governmental Receipts:									
Department of the Army	.....	(**)	(**)	.....	1	-1	.....	1	-1
<b>Total--Department of Defense--Military Programs</b>	<b>65,379</b>	<b>277</b>	<b>65,102</b>	<b>458,983</b>	<b>553</b>	<b>458,429</b>	<b>444,035</b>	<b>971</b>	<b>443,064</b>
<b>Department of Education:</b>									
Office of Elementary and Secondary Education:									
Accelerating Achievement and Ensuring Equity	2,074	.....	2,074	9,368	.....	9,368	11,182	.....	11,182
Impact Aid	609	.....	609	1,439	.....	1,439	830	.....	830
Education Improvement Programs	558	.....	558	3,088	.....	3,088	3,448	.....	3,448
Other	252	.....	252	1,418	.....	1,418	13,528	.....	13,528
<b>Total--Office of Elementary and Secondary Education</b>	<b>3,494</b>	<b>.....</b>	<b>3,494</b>	<b>15,314</b>	<b>.....</b>	<b>15,314</b>	<b>28,988</b>	<b>.....</b>	<b>28,988</b>
Office of Innovation and Improvement	8	.....	8	373	.....	373	769	.....	769
Office of English Language Acquisition	91	.....	91	413	.....	413	509	.....	509
Office of Special Education and Rehabilitative Services:									
Special Education	1,241	.....	1,241	7,647	.....	7,647	8,790	.....	8,790
Rehabilitation Services and Disability Research	403	.....	403	2,247	.....	2,247	2,304	.....	2,304
Special Institutions for Persons with Disabilities	31	.....	31	151	.....	151	148	.....	148
Office of Vocational and Adult Education	4	.....	4	950	.....	950	1,188	.....	1,188
Office of Postsecondary Education:									
Higher Education	231	.....	231	1,399	.....	1,399	1,849	.....	1,849
Other	4	.....	4	133	(**)	133	164	(**)	164
<b>Total--Office of Postsecondary Education</b>	<b>235</b>	<b>.....</b>	<b>235</b>	<b>1,531</b>	<b>(**)</b>	<b>1,531</b>	<b>2,013</b>	<b>(**)</b>	<b>2,013</b>
Office of Federal Student Aid:									
Student Financial Assistance	2,642	.....	2,642	21,560	.....	21,560	22,541	.....	22,541
Student Aid Administration	166	.....	166	729	.....	729	1,194	.....	1,194
Federal Direct Student Loans	6	.....	6	20,786	.....	20,786	10,339	.....	10,339
Federal Family Education Loans	-4	.....	-4	-22	.....	-22	-17	.....	-17
Other	(**)	(**)	(**)	20	1	18	18	.....	18
<b>Total--Office of Federal Student Aid</b>	<b>2,810</b>	<b>(**)</b>	<b>2,810</b>	<b>43,073</b>	<b>1</b>	<b>43,071</b>	<b>34,076</b>	<b>.....</b>	<b>34,076</b>
Institute of Education Sciences	42	.....	42	264	.....	264	374	.....	374
Departmental Management	59	.....	59	287	.....	287	341	.....	341
Other	3	.....	3	20	.....	20	31	.....	31
Proprietary Receipts from the Public	.....	106	-106	.....	2,349	-2,349	.....	679	-679
Intrabudgetary Transactions	48	.....	48	54	.....	54	24	.....	24
<b>Total--Department of Education</b>	<b>8,470</b>	<b>106</b>	<b>8,364</b>	<b>72,324</b>	<b>2,350</b>	<b>69,974</b>	<b>79,554</b>	<b>679</b>	<b>78,875</b>
<b>Department of Energy:</b>									
National Nuclear Security Administration:									
Naval Reactors	168	.....	168	958	.....	958	924	.....	924
Weapons Activities	1,594	.....	1,594	10,033	.....	10,033	9,217	.....	9,217
Defense Nuclear Nonproliferation	182	.....	182	1,125	.....	1,125	1,329	.....	1,329
Other	41	.....	41	260	.....	260	260	.....	260
Environmental and Other Defense Activities:									
Defense Environmental Cleanup	691	.....	691	3,614	.....	3,614	3,564	.....	3,564
Other Defense Activities	91	.....	91	529	.....	529	569	.....	569
Defense Nuclear Waste Disposal	(**)	.....	(**)	(**)	.....	(**)	(**)	.....	(**)
Energy Programs:									

**Table 5. Outlays of the U.S. Government, March 2026 and Other Periods - Continued**

[\$ millions]

Classification	This Month			Current Fiscal Year to Date			Prior Fiscal Year to Date		
	Gross Outlays	Applicable Receipts	Outlays	Gross Outlays	Applicable Receipts	Outlays	Gross Outlays	Applicable Receipts	Outlays
<b>Department of Energy: - Continued</b>									
Science	590	.....	590	4,295	.....	4,295	4,200	.....	4,200
Energy Supply	216	.....	216	1,452	.....	1,452	1,328	.....	1,328
Energy Efficiency and Renewable Energy	306	.....	306	1,783	.....	1,783	2,224	.....	2,224
Fossil Energy Research and Development	54	.....	54	386	.....	386	478	.....	478
Uranium Enrichment Decontamination and Decommissioning Fund	56	.....	56	370	.....	370	416	.....	416
Advanced Technology Vehicles Manufacturing Loan Program	1	.....	1	114	.....	114	68	.....	68
Title 17 Innovative Technology Loan Guarantee Program	5	.....	5	-4	.....	-4	98	.....	98
Other	306	7	300	1,865	115	1,749	2,572	145	2,427
<b>Total--Energy Programs</b>	<b>1,533</b>	<b>7</b>	<b>1,527</b>	<b>10,261</b>	<b>115</b>	<b>10,146</b>	<b>11,383</b>	<b>145</b>	<b>11,238</b>
Power Marketing Administration	520	454	66	2,922	2,444	479	2,772	2,482	291
Departmental Administration	7	.....	7	206	.....	206	275	.....	275
Proprietary Receipts from the Public	.....	74	-74	.....	634	-634	.....	591	-591
Intrabudgetary Transactions	-191	.....	-191	-1,033	.....	-1,033	-935	.....	-935
<b>Total--Department of Energy</b>	<b>4,635</b>	<b>535</b>	<b>4,100</b>	<b>28,874</b>	<b>3,193</b>	<b>25,681</b>	<b>29,359</b>	<b>3,218</b>	<b>26,141</b>
<b>Department of Health and Human Services:</b>									
Food and Drug Administration	342	1	341	1,341	4	1,337	1,986	5	1,981
Health Resources and Services Administration	1,361	.....	1,361	7,257	.....	7,257	7,659	.....	7,659
Indian Health Service	595	.....	595	6,356	.....	6,356	5,689	.....	5,689
Centers for Disease Control and Prevention	800	.....	800	4,730	.....	4,730	6,057	.....	6,057
National Institutes of Health	4,039	.....	4,039	22,560	.....	22,560	22,985	.....	22,985
Substance Abuse and Mental Health Services Administration	725	.....	725	4,025	.....	4,025	4,428	.....	4,428
Agency for Healthcare Research and Quality	33	.....	33	141	.....	141	169	.....	169
<b>Centers for Medicare and Medicaid Services:</b>									
Grants to States for Medicaid	67,828	.....	67,828	353,027	.....	353,027	319,955	.....	319,955
Payments to Health Care Trust Funds	54,666	.....	54,666	317,311	.....	317,311	277,720	.....	277,720
Children's Health Insurance Fund	2,419	.....	2,419	12,436	.....	12,436	11,051	.....	11,051
State Grants and Demonstrations	47	.....	47	334	.....	334	337	.....	337
<b>Federal Hospital Insurance Trust Fund:</b>									
Benefit Payments	24,495	.....	24,495	223,216	.....	223,216	211,072	.....	211,072
Administrative Expenses	255	.....	255	1,767	.....	1,767	2,081	.....	2,081
<b>Total--Federal Hospital Insurance Trust Fund</b>	<b>24,750</b>	<b>.....</b>	<b>24,750</b>	<b>224,983</b>	<b>.....</b>	<b>224,983</b>	<b>213,153</b>	<b>.....</b>	<b>213,153</b>
Health Care Fraud and Abuse Control	158	.....	158	1,152	.....	1,152	1,314	.....	1,314
<b>Federal Supplementary Medical Insurance Trust Fund:</b>									
Benefit Payments	22,627	.....	22,627	292,223	.....	292,223	270,514	.....	270,514
Administrative Expenses	349	.....	349	2,245	.....	2,245	2,361	.....	2,361
<b>Medicare Prescription Drugs:</b>									
Benefit Payments	111	.....	111	85,602	.....	85,602	74,472	.....	74,472
<b>Total--Federal Supplementary Medical Insurance Trust Fund</b>	<b>23,087</b>	<b>.....</b>	<b>23,087</b>	<b>380,071</b>	<b>.....</b>	<b>380,071</b>	<b>347,347</b>	<b>.....</b>	<b>347,347</b>
Other	121	.....	121	6,574	.....	6,574	6,355	.....	6,355
<b>Total--Centers for Medicare and Medicaid Services</b>	<b>173,075</b>	<b>.....</b>	<b>173,075</b>	<b>1,295,889</b>	<b>.....</b>	<b>1,295,889</b>	<b>1,177,232</b>	<b>.....</b>	<b>1,177,232</b>
<b>Administration for Children and Families:</b>									
Temporary Assistance for Needy Families	1,796	.....	1,796	8,457	.....	8,457	8,471	.....	8,471
Contingency Fund	80	.....	80	308	.....	308	365	.....	365
Payments to States for Child Support Enforcement and Family Support Programs	512	.....	512	2,366	.....	2,366	2,242	.....	2,242
Low Income Home Energy Assistance	415	.....	415	2,327	.....	2,327	2,578	.....	2,578
Refugee and Entrant Assistance	302	.....	302	2,048	.....	2,048	3,305	.....	3,305
Child Care Entitlement to States	426	.....	426	2,078	.....	2,078	1,983	.....	1,983
Payments to States for the Child Care and Development Block Grant	653	.....	653	4,022	.....	4,022	5,311	.....	5,311
Social Services Block Grant	180	.....	180	831	.....	831	821	.....	821
Children and Families Services Programs	1,286	.....	1,286	7,319	.....	7,319	7,741	.....	7,741
Payments to States for Foster Care and Adoption Assistance	857	.....	857	5,143	.....	5,143	4,970	.....	4,970
Other	29	.....	29	292	.....	292	287	.....	287
<b>Total--Administration for Children and Families</b>	<b>6,536</b>	<b>.....</b>	<b>6,536</b>	<b>35,192</b>	<b>.....</b>	<b>35,192</b>	<b>38,074</b>	<b>.....</b>	<b>38,074</b>
Administration for Community Living	191	.....	191	1,223	.....	1,223	1,584	.....	1,584
Departmental Management	9	.....	9	2,383	.....	2,383	6,238	.....	6,238
Other	-1,959	.....	-1,959	1,789	.....	1,789	1,664	.....	1,664
Proprietary Receipts from the Public	.....	22,275	-22,275	.....	104,626	-104,626	.....	94,202	-94,202

**Table 5. Outlays of the U.S. Government, March 2026 and Other Periods - Continued**

[\$ millions]

Classification	This Month			Current Fiscal Year to Date			Prior Fiscal Year to Date		
	Gross Outlays	Applicable Receipts	Outlays	Gross Outlays	Applicable Receipts	Outlays	Gross Outlays	Applicable Receipts	Outlays
<b>Department of Health and Human Services: - Continued</b>									
Intrabudgetary Transactions:									
Payments for Health Insurance for the Aged:									
Federal Supplementary Medical Insurance Trust Fund	-54,660	.....	-54,660	-308,138	.....	-308,138	-269,704	.....	-269,704
Payments for Tax and Other Credits:									
Federal Hospital Insurance Trust Fund	-25	.....	-25	-9,203	.....	-9,203	-8,018	.....	-8,018
Other	8	.....	8	-494	.....	-494	-525	.....	-525
<b>Total--Department of Health and Human Services</b>	<b>131,071</b>	<b>22,275</b>	<b>108,796</b>	<b>1,065,052</b>	<b>104,630</b>	<b>960,422</b>	<b>995,518</b>	<b>94,207</b>	<b>901,311</b>
<b>Department of Homeland Security:</b>									
Departmental Management and Operations	2,342	.....	2,342	4,035	.....	4,035	1,210	.....	1,210
Citizenship and Immigration Services	573	.....	573	2,830	.....	2,830	2,950	.....	2,950
United States Secret Service	291	.....	291	1,610	.....	1,610	1,739	.....	1,739
Transportation Security Administration	164	.....	164	3,923	.....	3,923	5,080	.....	5,080
Immigration and Customs Enforcement	1,640	.....	1,640	12,313	.....	12,313	4,979	.....	4,979
U.S. Customs and Border Protection	1,491	6	1,485	10,325	28	10,297	10,731	25	10,706
United States Coast Guard	407	.....	407	6,202	.....	6,202	6,718	.....	6,718
National Protection and Programs Directorate	182	.....	182	1,013	.....	1,013	1,362	.....	1,362
Federal Emergency Management Agency:									
Disaster Relief	1,605	.....	1,605	11,247	.....	11,247	23,671	.....	23,671
National Flood Insurance Fund	385	237	148	828	1,103	-275	7,876	768	7,108
Other	86	.....	86	1,017	.....	1,017	1,543	.....	1,543
<b>Total--Federal Emergency Management Agency</b>	<b>2,075</b>	<b>237</b>	<b>1,839</b>	<b>13,092</b>	<b>1,103</b>	<b>11,989</b>	<b>33,091</b>	<b>768</b>	<b>32,323</b>
Science and Technology	42	.....	42	170	.....	170	354	.....	354
Domestic Nuclear Detection Office	3	.....	3	87	.....	87	163	.....	163
Other	27	.....	27	293	.....	293	296	.....	296
Proprietary Receipts from the Public	.....	189	-189	.....	1,343	-1,343	.....	666	-666
Intrabudgetary Transactions	459	.....	459	689	.....	689	336	.....	336
Offsetting Governmental Receipts	.....	1,500	-1,500	.....	7,818	-7,818	.....	8,830	-8,830
<b>Total--Department of Homeland Security</b>	<b>9,696</b>	<b>1,931</b>	<b>7,765</b>	<b>56,581</b>	<b>10,291</b>	<b>46,290</b>	<b>69,007</b>	<b>10,289</b>	<b>58,718</b>
<b>Department of Housing and Urban Development:</b>									
Public and Indian Housing Programs:									
Tenant Based Rental Assistance	3,133	.....	3,133	19,103	.....	19,103	18,504	.....	18,504
Housing Certificate Fund	1	.....	1	4	.....	4	(**)	.....	(**)
Public Housing Capital Fund	29	.....	29	75	.....	75	179	.....	179
Public Housing Operating Fund	619	.....	619	3,881	.....	3,881	4,593	.....	4,593
Revitalization of Severely Distressed Public Housing (Hope VI)	.....	.....	.....	3	.....	3	1	.....	1
Native American Housing Block Grant	73	.....	73	459	.....	459	580	.....	580
Other	35	.....	35	213	.....	213	186	.....	186
<b>Total--Public and Indian Housing Programs</b>	<b>3,890</b>	<b>.....</b>	<b>3,890</b>	<b>23,736</b>	<b>.....</b>	<b>23,736</b>	<b>24,043</b>	<b>.....</b>	<b>24,043</b>
Community Planning and Development:									
Housing Opportunities for Persons with AIDS	47	.....	47	210	.....	210	247	.....	247
Community Development Fund	872	.....	872	4,542	.....	4,542	4,936	.....	4,936
Home Investment Partnership Program	151	.....	151	857	.....	857	1,014	.....	1,014
Neighborhood Stabilization Program	1	.....	1	1	.....	1	4	.....	4
Homeless Assistance Grants	318	.....	318	1,702	.....	1,702	1,784	.....	1,784
Other	39	.....	39	229	.....	229	328	.....	328
<b>Total--Community Planning and Development</b>	<b>1,427</b>	<b>.....</b>	<b>1,427</b>	<b>7,542</b>	<b>.....</b>	<b>7,542</b>	<b>8,313</b>	<b>.....</b>	<b>8,313</b>
Housing Programs:									
Credit Accounts:									
FHA-Mutual Mortgage Insurance Fund, Program Account	15	.....	15	77	.....	77	80	.....	80
FHA-Mutual Mortgage Insurance Capital Reserve Account	-1,263	.....	-1,263	-7,416	.....	-7,416	-7,279	.....	-7,279
FHA-Mutual Mortgage and Cooperative Housing Insurance Fund, Liquidating Account	(**)	(**)	(**)	(**)	3	-2	1	1	(**)
FHA-General and Special Risk Fund, Liquidating Account	2	11	-9	10	35	-25	47	73	-26
Housing for the Elderly or Handicapped Fund, Liquidating Account	(**)	4	-4	(**)	25	-25	(**)	29	-29
HUD Project-Based Rental Assistance	1,533	.....	1,533	8,942	.....	8,942	8,382	.....	8,382
Housing for the Elderly	80	.....	80	551	.....	551	491	.....	491
Housing for Persons with Disabilities	23	.....	23	143	.....	143	132	.....	132
Other Assisted Housing Programs	3	.....	3	11	.....	11	22	.....	22
Other	5	2	2	26	8	18	48	6	43
<b>Total--Housing Programs</b>	<b>398</b>	<b>18</b>	<b>381</b>	<b>2,345</b>	<b>71</b>	<b>2,274</b>	<b>1,925</b>	<b>109</b>	<b>1,816</b>

**Table 5. Outlays of the U.S. Government, March 2026 and Other Periods - Continued**

[\$ millions]

Classification	This Month			Current Fiscal Year to Date			Prior Fiscal Year to Date		
	Gross Outlays	Applicable Receipts	Outlays	Gross Outlays	Applicable Receipts	Outlays	Gross Outlays	Applicable Receipts	Outlays
<b>Department of Housing and Urban Development: - Continued</b>									
Government National Mortgage Association:									
Guarantees of Mortgage-Backed Securities	-80	(**)	-80	-460	2	-463	-403	3	-406
Management and Administration	191	.....	191	953	.....	953	1,251	.....	1,251
Other	35	.....	35	178	.....	178	207	.....	207
Proprietary Receipts from the Public:									
FHA-General and Special Risk Fund	.....	43	-43	.....	208	-208	.....	127	-127
Other	.....	1	-1	.....	242	-242	.....	221	-221
Intrabudgetary Transactions	-3	.....	-3	-3	.....	-3	(**)	.....	(**)
Offsetting Governmental Receipts	.....	1	-1	.....	8	-8	.....	8	-8
<b>Total--Department of Housing and Urban Development</b>	<b>5,858</b>	<b>64</b>	<b>5,794</b>	<b>34,289</b>	<b>531</b>	<b>33,759</b>	<b>35,336</b>	<b>469</b>	<b>34,868</b>
<b>Department of the Interior:</b>									
Land and Minerals Management:									
Bureau of Land Management:									
Management of Lands and Resources	116	.....	116	578	.....	578	655	.....	655
Other	38	5	33	205	29	176	259	23	237
Bureau of Ocean Energy Management	13	.....	13	73	.....	73	87	.....	87
Office of Surface Mining Reclamation and Enforcement	85	.....	85	751	.....	751	913	.....	913
<b>Total--Land and Minerals Management</b>	<b>251</b>	<b>5</b>	<b>246</b>	<b>1,607</b>	<b>29</b>	<b>1,578</b>	<b>1,915</b>	<b>23</b>	<b>1,892</b>
Water and Science:									
Bureau of Reclamation:									
Water and Related Resources	201	.....	201	1,050	.....	1,050	1,682	.....	1,682
Other	53	9	44	392	107	284	531	119	411
Central Utah Project	5	.....	5	13	.....	13	12	.....	12
United States Geological Survey	153	.....	153	720	.....	720	850	.....	850
<b>Total--Water and Science</b>	<b>412</b>	<b>9</b>	<b>403</b>	<b>2,174</b>	<b>107</b>	<b>2,067</b>	<b>3,075</b>	<b>119</b>	<b>2,956</b>
Fish and Wildlife and Parks:									
United States Fish and Wildlife Service	330	.....	330	1,717	.....	1,717	2,065	.....	2,065
National Park Service	423	(**)	423	2,266	1	2,265	2,296	1	2,295
<b>Total--Fish and Wildlife and Parks</b>	<b>753</b>	<b>(**)</b>	<b>753</b>	<b>3,982</b>	<b>1</b>	<b>3,982</b>	<b>4,360</b>	<b>1</b>	<b>4,360</b>
Indian Affairs:									
Bureau of Indian Affairs and Bureau of Indian Education	332	.....	332	1,229	(**)	1,229	1,777	(**)	1,777
<b>Total--Indian Affairs</b>	<b>332</b>	<b>.....</b>	<b>332</b>	<b>1,229</b>	<b>(**)</b>	<b>1,229</b>	<b>1,777</b>	<b>(**)</b>	<b>1,777</b>
Departmental Offices:									
Mineral Leasing and Associated Payments	280	.....	280	1,858	.....	1,858	1,911	.....	1,911
Other	485	.....	485	592	.....	592	593	.....	593
Insular Affairs	29	.....	29	410	.....	410	695	.....	695
Office of the Special Trustee for American Indians	32	.....	32	167	.....	167	165	.....	165
Department-Wide Programs	210	.....	210	1,579	.....	1,579	2,073	.....	2,073
<b>Total--Departmental Offices</b>	<b>1,036</b>	<b>.....</b>	<b>1,036</b>	<b>4,606</b>	<b>.....</b>	<b>4,606</b>	<b>5,436</b>	<b>.....</b>	<b>5,436</b>
Other	110	.....	110	624	.....	624	841	.....	841
Proprietary Receipts from the Public	.....	1,247	-1,247	.....	5,193	-5,193	.....	4,727	-4,727
Intrabudgetary Transactions	-111	.....	-111	-1,069	4	-1,072	-728	9	-737
<b>Total--Department of the Interior</b>	<b>2,783</b>	<b>1,262</b>	<b>1,522</b>	<b>13,155</b>	<b>5,333</b>	<b>7,821</b>	<b>16,677</b>	<b>4,880</b>	<b>11,798</b>
<b>Department of Justice:</b>									
General Administration	134	.....	134	724	.....	724	1,032	.....	1,032
Legal Activities and U.S. Marshals:									
General Legal Activities	359	.....	359	4,353	.....	4,353	3,082	.....	3,082
United States Attorneys	351	.....	351	1,264	.....	1,264	1,165	.....	1,165
United States Marshals Service	177	.....	177	855	.....	855	851	.....	851
Assets Forfeiture Fund	213	.....	213	1,296	.....	1,296	846	.....	846
Other	249	.....	249	1,212	.....	1,212	1,330	.....	1,330
Federal Bureau of Investigation	1,035	.....	1,035	5,236	.....	5,236	5,406	.....	5,406
Drug Enforcement Administration	279	.....	279	1,521	.....	1,521	1,517	.....	1,517
Bureau of Alcohol, Tobacco, Firearms, and Explosives	167	.....	167	797	.....	797	842	.....	842
Federal Prison System	930	38	892	4,275	214	4,061	4,647	211	4,437
Office of Justice Programs:									
State and Local Law Enforcement Assistance	2	.....	2	660	.....	660	1,264	.....	1,264
Community Oriented Policing Services	35	.....	35	242	.....	242	313	.....	313
Crime Victims Fund	100	.....	100	831	.....	831	1,052	.....	1,052
Other	109	.....	109	615	.....	615	634	.....	634
Other	378	.....	378	2,866	.....	2,866	330	.....	330
Proprietary Receipts from the Public	.....	19	-19	.....	156	-156	.....	411	-411
Intrabudgetary Transactions	300	.....	300	-2,671	.....	-2,671	-266	.....	-266
Offsetting Governmental Receipts	.....	63	-63	.....	445	-445	.....	422	-422
<b>Total--Department of Justice</b>	<b>4,818</b>	<b>121</b>	<b>4,697</b>	<b>24,076</b>	<b>815</b>	<b>23,261</b>	<b>24,045</b>	<b>1,044</b>	<b>23,001</b>

**Table 5. Outlays of the U.S. Government, March 2026 and Other Periods - Continued**

[\$ millions]

Classification	This Month			Current Fiscal Year to Date			Prior Fiscal Year to Date		
	Gross Outlays	Applicable Receipts	Outlays	Gross Outlays	Applicable Receipts	Outlays	Gross Outlays	Applicable Receipts	Outlays
<b>Department of Labor:</b>									
Employment and Training Administration:									
Training and Employment Services	450	.....	450	1,948	.....	1,948	2,045	.....	2,045
Office of Job Corps	144	.....	144	831	.....	831	944	.....	944
Community Service Employment for Older Americans	30	.....	30	132	.....	132	198	.....	198
Federal Unemployment Benefits and Allowances	2	.....	2	8	.....	8	21	.....	21
Federal Additional Unemployment Compensation Program-Recovery Act	-35	.....	-35	-140	.....	-140	11	.....	11
State Unemployment Insurance and Employment Service Operations	144	.....	144	-160	.....	-160	213	.....	213
Payments to the Unemployment Trust Fund	.....	.....	.....	155	.....	155	-1,215	.....	-1,215
Program Administration	14	.....	14	35	.....	35	59	.....	59
Unemployment Trust Fund:									
Federal-State Unemployment Insurance:									
State Unemployment Benefits	1,772	.....	1,772	19,239	.....	19,239	19,654	.....	19,654
State Administrative Expenses	158	.....	158	2,131	.....	2,131	2,059	.....	2,059
Federal Administrative Expenses	164	.....	164	277	.....	277	250	.....	250
Other	1	.....	1	30	.....	30	33	.....	33
Total--Unemployment Trust Fund	2,095	.....	2,095	21,677	.....	21,677	21,995	.....	21,995
Other	.....	.....	.....	111	.....	111	1,413	.....	1,413
Total--Employment and Training Administration	2,844	.....	2,844	24,598	.....	24,598	25,684	.....	25,684
Pension Benefit Guaranty Corporation	659	731	-73	4,908	4,577	331	6,712	5,261	1,451
Office of Workers' Compensation Programs:									
Special Benefits	-486	.....	-486	-560	.....	-560	-243	.....	-243
Energy Employees Occupational Illness Compensation Fund	260	.....	260	1,608	.....	1,608	1,424	.....	1,424
Special Benefits for Disabled Coal Miners	3	.....	3	16	.....	16	18	.....	18
Black Lung Disability Trust Fund	21	.....	21	112	.....	112	100	.....	100
Other	30	.....	30	155	.....	155	175	.....	175
Wage and Hour Division	29	.....	29	134	.....	134	142	.....	142
Occupational Safety and Health Administration	59	.....	59	302	.....	302	301	.....	301
Mine Safety and Health Administration	41	.....	41	167	.....	167	190	.....	190
Bureau of Labor Statistics	55	.....	55	231	.....	231	339	.....	339
Departmental Management	-48	.....	-48	199	.....	199	464	.....	464
Other	33	.....	33	174	.....	174	189	.....	189
Proprietary Receipts from the Public	.....	(**)	(**)	.....	2	-2	.....	5	-5
Intrabudgetary Transactions	-75	.....	-75	-519	.....	-519	-330	.....	-330
<b>Total--Department of Labor</b>	<b>3,426</b>	<b>732</b>	<b>2,694</b>	<b>31,524</b>	<b>4,580</b>	<b>26,945</b>	<b>35,163</b>	<b>5,266</b>	<b>29,898</b>
<b>Department of State:</b>									
Administration of Foreign Affairs:									
Diplomatic and Consular Programs	724	.....	724	4,226	.....	4,226	4,708	.....	4,708
Educational and Cultural Exchange Programs	38	.....	38	284	.....	284	473	.....	473
Embassy Security, Construction, and Maintenance	304	.....	304	1,474	.....	1,474	1,058	.....	1,058
Payment to Foreign Service Retirement and Disability Fund	.....	.....	.....	53	.....	53	72	.....	72
Foreign Service Retirement and Disability Fund	112	.....	112	771	.....	771	610	.....	610
Other	792	.....	792	3,538	.....	3,538	3,581	.....	3,581
Total--Administration of Foreign Affairs	1,969	.....	1,969	10,347	.....	10,347	10,502	.....	10,502
International Organizations and Conferences	3	.....	3	1,202	.....	1,202	443	.....	443
Global Health and Child Survival	308	.....	308	2,177	.....	2,177	3,648	.....	3,648
Migration and Refugee Assistance	705	.....	705	1,853	.....	1,853	2,254	.....	2,254
International Narcotics Control and Law Enforcement	79	.....	79	494	.....	494	772	.....	772
Other	69	.....	69	346	.....	346	1,113	.....	1,113
Proprietary Receipts from the Public	.....	539	-539	.....	2,556	-2,556	.....	2,874	-2,874
Intrabudgetary Transactions	-12	.....	-12	-168	.....	-168	-183	.....	-183
<b>Total--Department of State</b>	<b>3,120</b>	<b>539</b>	<b>2,581</b>	<b>16,252</b>	<b>2,556</b>	<b>13,696</b>	<b>18,549</b>	<b>2,874</b>	<b>15,675</b>
<b>Department of Transportation:</b>									
Office of the Secretary	170	.....	170	1,044	.....	1,044	1,087	.....	1,087
Federal Aviation Administration:									
Operations	809	.....	809	666	.....	666	-636	.....	-636
Airport and Airway Trust Fund:									
Grants-In-Aid for Airports	278	.....	278	1,858	.....	1,858	1,844	.....	1,844
Facilities and Equipment	322	.....	322	1,525	.....	1,525	1,475	.....	1,475
Research, Engineering, and Development	13	.....	13	87	.....	87	110	.....	110
Trust Fund Share of FAA Operations	800	.....	800	5,913	.....	5,913	7,165	.....	7,165
Total--Airport and Airway Trust Fund	1,413	.....	1,413	9,384	.....	9,384	10,594	.....	10,594

**Table 5. Outlays of the U.S. Government, March 2026 and Other Periods - Continued**

[\$ millions]

Classification	This Month			Current Fiscal Year to Date			Prior Fiscal Year to Date		
	Gross Outlays	Applicable Receipts	Outlays	Gross Outlays	Applicable Receipts	Outlays	Gross Outlays	Applicable Receipts	Outlays
<b>Department of Transportation: - Continued</b>									
Other	455	42	412	2,347	50	2,297	1,959	75	1,884
Total--Federal Aviation Administration	2,676	42	2,634	12,397	50	12,347	11,917	75	11,842
Federal Highway Administration:									
Highway Trust Fund:									
Federal-Aid Highways	4,334	.....	4,334	25,147	.....	25,147	23,766	.....	23,766
Other	(**)	.....	(**)	1	.....	1	12	.....	12
Other Programs	695	.....	695	4,260	.....	4,260	3,745	.....	3,745
Total--Federal Highway Administration	5,030	.....	5,030	29,408	.....	29,408	27,523	.....	27,523
Federal Motor Carrier Safety Administration	101	.....	101	480	.....	480	493	.....	493
National Highway Traffic Safety Administration	108	.....	108	781	.....	781	735	.....	735
Federal Railroad Administration:									
Other	343	.....	343	2,768	.....	2,768	1,959	.....	1,959
Total--Federal Railroad Administration	343	.....	343	2,768	.....	2,768	1,959	.....	1,959
Federal Transit Administration:									
Formula Grants	.....	.....	.....	(**)	.....	(**)	1	.....	1
Capital Investment Grants	256	.....	256	851	.....	851	1,451	.....	1,451
Transit Formula Grants	1,141	.....	1,141	6,258	.....	6,258	6,686	.....	6,686
Other	199	.....	199	1,286	.....	1,286	3,530	.....	3,530
Total--Federal Transit Administration	1,596	.....	1,596	8,395	.....	8,395	11,667	.....	11,667
Maritime Administration	18	1	17	-32	5	-37	528	5	523
Other	59	(**)	59	332	1	331	316	21	295
Proprietary Receipts from the Public	.....	89	-89	.....	181	-181	.....	215	-215
Intrabudgetary Transactions:									
Other	2	.....	2	3	.....	3	(**)	.....	(**)
Offsetting Governmental Receipts	.....	(**)	(**)	.....	1	-1	.....	1	-1
<b>Total--Department of Transportation</b>	<b>10,102</b>	<b>132</b>	<b>9,970</b>	<b>55,575</b>	<b>238</b>	<b>55,337</b>	<b>56,226</b>	<b>317</b>	<b>55,909</b>
<b>Department of the Treasury:</b>									
Departmental Offices:									
Exchange Stabilization Fund	.....	84	-84	.....	840	-840	28	753	-725
Housing and Economic Recovery Programs	(**)	.....	(**)	1	.....	1	(**)	.....	(**)
ESF - Economic Stabilization Program	(**)	.....	(**)	(**)	.....	(**)	20	.....	20
Air Carrier Worker Support	(**)	.....	(**)	-7	.....	-7	-4	.....	-4
Coronavirus Relief Fund	301	.....	301	1,119	.....	1,119	736	.....	736
Emergency Capital Investment Program	-31	.....	-31	-43	.....	-43	77	.....	77
Emergency Rental Assistance	-1	.....	-1	-5	.....	-5	-102	.....	-102
Transportation Services	(**)	.....	(**)	(**)	.....	(**)	(**)	.....	(**)
Other	499	.....	499	2,024	.....	2,024	3,243	.....	3,243
Bureau of the Fiscal Service:									
Payment to the Resolution Funding Corporation	.....	.....	.....	460	.....	460	460	.....	460
Financial Agent Services	135	.....	135	865	.....	865	784	.....	784
Claims, Judgements, and Relief Acts	657	.....	657	1,282	.....	1,282	3,096	.....	3,096
Other	394	.....	394	1,381	.....	1,381	874	.....	874
Total--Bureau of the Fiscal Service	1,186	.....	1,186	3,988	.....	3,988	5,213	.....	5,213
Federal Financing Bank	-389	.....	-389	-1,293	.....	-1,293	-1,077	.....	-1,077
Alcohol and Tobacco Tax and Trade Bureau:									
Salaries and Expenses	16	.....	16	74	.....	74	76	.....	76
Internal Revenue Collections for Puerto Rico	36	.....	36	160	.....	160	175	.....	175
Bureau of Engraving and Printing	21	.....	21	16	.....	16	-12	.....	-12
United States Mint	529	1,052	-523	5,655	6,308	-653	2,178	1,800	378
Internal Revenue Service:									
Taxpayer Services	443	.....	443	1,861	.....	1,861	2,199	.....	2,199
Enforcement	577	.....	577	2,743	.....	2,743	3,615	.....	3,615
Operations Support	433	.....	433	2,532	.....	2,532	3,142	.....	3,142
Build America Bond Payments, Recovery Act	145	.....	145	683	.....	683	801	.....	801
Refundable Premium Tax Credits and Cost Sharing Reductions	8,619	.....	8,619	66,755	.....	66,755	65,746	.....	65,746
Payment Where Earned Income Credit Exceeds Liability for Tax	13,966	.....	13,966	53,883	.....	53,883	53,082	.....	53,082
Payment Where Child Tax Credit Exceeds Liability for Tax	5,614	.....	5,614	23,210	.....	23,210	21,904	.....	21,904
Payment Where American Opportunity Tax Credit Exceeds Liability for Tax	679	.....	679	1,774	.....	1,774	1,676	.....	1,676
Refunding Internal Revenue Collections, Interest	1,042	.....	1,042	5,811	.....	5,811	5,233	.....	5,233
Other	1,901	.....	1,901	9,780	1	9,779	10,777	1	10,776
Total--Internal Revenue Service	33,420	.....	33,420	169,032	1	169,032	168,174	1	168,173

**Table 5. Outlays of the U.S. Government, March 2026 and Other Periods - Continued**

[\$ millions]

Classification	This Month			Current Fiscal Year to Date			Prior Fiscal Year to Date		
	Gross Outlays	Applicable Receipts	Outlays	Gross Outlays	Applicable Receipts	Outlays	Gross Outlays	Applicable Receipts	Outlays
<b>Department of the Treasury: - Continued</b>									
Comptroller of the Currency	103	538	-434	602	573	29	673	705	-32
Interest on the Public Debt:									
Interest on Treasury Debt Securities (Gross):									
Public Issues (Accrual Basis)	91,596	.....	91,596	500,700	.....	500,700	471,565	.....	471,565
Special Issues (Cash Basis)	11,049	.....	11,049	121,896	.....	121,896	110,895	.....	110,895
Total--Interest on Treasury Debt Securities (Gross)	102,644	.....	102,644	622,596	.....	622,596	582,460	.....	582,460
Total--Interest on the Public Debt	102,644	.....	102,644	622,596	.....	622,596	582,460	.....	582,460
Other	17	3	14	80	19	62	-659	18	-677
Proprietary Receipts from the Public	.....	1,285	-1,285	.....	8,688	-8,688	.....	4,806	-4,806
Intrabudgetary Transactions	-590	.....	-590	-3,007	.....	-3,007	-2,619	.....	-2,619
<b>Total--Department of the Treasury</b>	<b>137,763</b>	<b>2,962</b>	<b>134,801</b>	<b>800,992</b>	<b>16,429</b>	<b>784,563</b>	<b>758,581</b>	<b>8,083</b>	<b>750,498</b>
<b>Department of Veterans Affairs:</b>									
Joint DOD-VA Medical Facility Demonstration Fund	63	.....	63	361	.....	361	357	.....	357
Veterans Health Administration:									
Veterans Choice Fund, Veterans Health Administration									
Medical Services	(**)	.....	(**)	(**)	.....	(**)	(**)	.....	(**)
Medical Support and Compliance	6,286	.....	6,286	48,440	.....	48,440	51,103	.....	51,103
Medical Facilities	767	.....	767	5,045	.....	5,045	5,836	.....	5,836
Other	767	.....	767	4,472	.....	4,472	4,439	.....	4,439
Other	119	43	76	734	217	516	881	216	665
Benefits Programs:									
Public Enterprise Funds:									
Housing Accounts	.....	(**)	(**)	(**)	(**)	(**)	(**)	2	-1
Other	82	107	-24	499	542	-43	211	563	-352
Compensation and Pensions	8,867	.....	8,867	113,003	.....	113,003	97,201	.....	97,201
Readjustment Benefits	1,119	.....	1,119	9,912	.....	9,912	8,703	.....	8,703
Veterans Housing Benefit Program Fund	7	(**)	7	584	(**)	584	1,691	.....	1,691
Insurance Funds:									
National Service Life	13	.....	13	75	.....	75	110	.....	110
Veterans Special Life	11	(**)	10	61	9	51	74	12	62
Other	-6,586	11	-6,597	-3,505	65	-3,570	-389	46	-435
Total--Benefits Programs	3,513	118	3,395	120,629	616	120,013	107,602	622	106,980
Departmental Administration:									
Construction	67	.....	67	757	.....	757	484	.....	484
Information Technology Systems	445	.....	445	2,659	.....	2,659	2,965	.....	2,965
General Operating Expenses	(**)	(**)	(**)	(**)	1	-1	(**)	.....	(**)
Other	5,913	.....	5,913	21,972	.....	21,972	14,651	.....	14,651
Proprietary Receipts from the Public:									
National Service Life	.....	1	-1	.....	3	-3	.....	4	-4
Other	.....	470	-470	.....	2,862	-2,862	.....	2,165	-2,165
Intrabudgetary Transactions	23	.....	23	-6	.....	-6	-10	.....	-10
<b>Total--Department of Veterans Affairs</b>	<b>17,962</b>	<b>632</b>	<b>17,330</b>	<b>205,062</b>	<b>3,699</b>	<b>201,363</b>	<b>188,309</b>	<b>3,007</b>	<b>185,302</b>
<b>Corps of Engineers:</b>									
Construction	538	.....	538	1,537	.....	1,537	2,123	.....	2,123
Operation and Maintenance	471	.....	471	2,641	.....	2,641	2,714	.....	2,714
Flood Control and Coastal Emergencies	91	.....	91	367	.....	367	380	.....	380
Harbor Maintenance Trust Fund	.....	.....	.....	.....	.....	.....	-30	.....	-30
Rivers and Harbors Contributed Funds	40	.....	40	313	.....	313	333	.....	333
Other	89	.....	89	1,120	.....	1,120	1,036	.....	1,036
Proprietary Receipts from the Public	.....	42	-42	.....	343	-343	.....	335	-335
Intrabudgetary Transactions	(**)	.....	(**)	(**)	.....	(**)	-58	.....	-58
<b>Total--Corps of Engineers</b>	<b>1,229</b>	<b>42</b>	<b>1,188</b>	<b>5,978</b>	<b>343</b>	<b>5,635</b>	<b>6,498</b>	<b>335</b>	<b>6,163</b>
<b>Other Defense Civil Programs:</b>									
Military Retirement:									
Payment to Military Retirement Fund	.....	.....	.....	161,413	.....	161,413	154,387	.....	154,387
Military Retirement Fund	557	.....	557	41,142	.....	41,142	39,968	.....	39,968
Retiree Health Care:									
Payment to Department of Defense Medicare-Eligible Retiree Health Care Fund									
Department of Defense Medicare-Eligible Retiree Health Care Fund	.....	.....	.....	18,554	.....	18,554	14,569	.....	14,569
Educational Benefits	17	.....	17	91	.....	91	90	.....	90
Other	42	.....	42	221	.....	221	186	.....	186
Proprietary Receipts from the Public	.....	4	-4	.....	16	-16	.....	13	-13
Intrabudgetary Transactions	-1,266	.....	-1,266	-188,210	.....	-188,210	-175,445	.....	-175,445
<b>Total--Other Defense Civil Programs</b>	<b>405</b>	<b>4</b>	<b>401</b>	<b>40,053</b>	<b>16</b>	<b>40,037</b>	<b>40,318</b>	<b>13</b>	<b>40,305</b>

**Table 5. Outlays of the U.S. Government, March 2026 and Other Periods - Continued**

[\$ millions]

Classification	This Month			Current Fiscal Year to Date			Prior Fiscal Year to Date		
	Gross Outlays	Applicable Receipts	Outlays	Gross Outlays	Applicable Receipts	Outlays	Gross Outlays	Applicable Receipts	Outlays
<b>Environmental Protection Agency:</b>									
Science and Technology	58	.....	58	313	.....	313	389	.....	389
Environmental Programs and Management	301	.....	301	1,544	.....	1,544	1,835	.....	1,835
State and Tribal Assistance Grants	875	.....	875	5,520	.....	5,520	24,999	.....	24,999
Payment to the Hazardous Substance Superfund	.....	.....	.....	.....	.....	.....	287	.....	287
Hazardous Substance Superfund	182	.....	182	1,099	.....	1,099	1,047	.....	1,047
Other	-32	3	-35	84	51	32	190	52	138
Proprietary Receipts from the Public	.....	12	-12	.....	95	-95	.....	242	-242
Intrabudgetary Transactions	-35	.....	-35	34	.....	34	-221	.....	-221
Offsetting Governmental Receipts	.....	4	-4	.....	17	-17	.....	20	-20
<b>Total--Environmental Protection Agency</b>	<b>1,350</b>	<b>19</b>	<b>1,332</b>	<b>8,594</b>	<b>163</b>	<b>8,430</b>	<b>28,526</b>	<b>314</b>	<b>28,211</b>
<b>Executive Office of the President:</b>									
The White House	4	.....	4	30	.....	30	41	.....	41
Office of Management and Budget	11	.....	11	47	.....	47	64	.....	64
Unanticipated Needs	2	.....	2	4	.....	4	3	.....	3
Other	21	.....	21	-154	.....	-154	165	(**)	165
Proprietary Receipts from the Public	.....	(**)	(**)	.....	1,000	-1,000	.....	500	-500
Intrabudgetary Transactions	(**)	.....	(**)	(**)	.....	(**)	(**)	.....	(**)
<b>Total--Executive Office of the President</b>	<b>39</b>	<b>(**)</b>	<b>38</b>	<b>-73</b>	<b>1,000</b>	<b>-1,074</b>	<b>274</b>	<b>500</b>	<b>-226</b>
<b>General Services Administration:</b>									
Real Property Activities	-29	.....	-29	-80	.....	-80	-56	.....	-56
Supply and Technology Activities	39	.....	39	-173	.....	-173	-198	.....	-198
General Activities	47	.....	47	135	.....	135	250	.....	250
Proprietary Receipts from the Public	.....	-2	2	.....	26	-26	.....	43	-43
Intrabudgetary Transactions	-1	.....	-1	-4	.....	-4	-7	.....	-7
<b>Total--General Services Administration</b>	<b>57</b>	<b>-2</b>	<b>59</b>	<b>-121</b>	<b>26</b>	<b>-147</b>	<b>-11</b>	<b>43</b>	<b>-54</b>
<b>International Assistance Programs:</b>									
Millennium Challenge Corporation	68	.....	68	341	.....	341	324	.....	324
International Security Assistance:									
Foreign Military Financing Program	1,799	.....	1,799	6,528	.....	6,528	2,954	.....	2,954
Economic Support Fund	36	.....	36	1,252	.....	1,252	6,185	.....	6,185
Other	73	.....	73	478	7	472	726	12	714
<b>Total--International Security Assistance</b>	<b>1,908</b>	.....	<b>1,908</b>	<b>8,258</b>	<b>7</b>	<b>8,252</b>	<b>9,866</b>	<b>12</b>	<b>9,854</b>
Multilateral Assistance:									
Other	93	.....	93	107	.....	107	688	.....	688
<b>Total--Multilateral Assistance</b>	<b>93</b>	.....	<b>93</b>	<b>107</b>	.....	<b>107</b>	<b>688</b>	.....	<b>688</b>
Agency for International Development:									
Development Assistance Program	17	.....	17	163	.....	163	1,534	.....	1,534
Assistance for Europe, Eurasia and Central Asia	59	.....	59	160	.....	160	452	.....	452
International Disaster Assistance	1,994	.....	1,994	3,303	.....	3,303	3,373	.....	3,373
Operating Expenses	34	.....	34	324	.....	324	827	.....	827
Other	48	.....	48	420	.....	420	966	.....	966
Proprietary Receipts from the Public	.....	1	-1	.....	3	-3	.....	41	-41
Intrabudgetary Transactions	36	.....	36	-10	.....	-10	12	.....	12
<b>Total--Agency for International Development</b>	<b>2,188</b>	<b>1</b>	<b>2,186</b>	<b>4,360</b>	<b>3</b>	<b>4,357</b>	<b>7,164</b>	<b>41</b>	<b>7,122</b>
Overseas Private Investment Corporation:									
Overseas Private Investment Corporation Accounts	.....	.....	.....	.....	.....	.....	(**)	.....	(**)
<b>Total--Overseas Private Investment Corporation</b>	.....	.....	.....	.....	.....	.....	(**)	.....	(**)
Peace Corps	51	(**)	50	212	(**)	212	212	(**)	212
Proprietary Receipts	.....	(**)	(**)	.....	1	-1	.....	(**)	(**)
International Monetary Programs	.....	.....	.....	13	.....	13	13	.....	13
Military Sales Program:									
Foreign Military Sales Trust Fund	5,802	.....	5,802	29,013	.....	29,013	24,437	.....	24,437
Other	3	20	-18	49	45	4	104	39	65
Proprietary Receipts from the Public	.....	7,657	-7,657	.....	32,871	-32,871	.....	29,768	-29,768
Other	55	22	33	281	183	98	358	227	131
<b>Total--International Assistance Programs</b>	<b>10,168</b>	<b>7,701</b>	<b>2,467</b>	<b>42,635</b>	<b>33,108</b>	<b>9,527</b>	<b>43,165</b>	<b>30,087</b>	<b>13,078</b>
<b>National Aeronautics and Space Administration:</b>									
Science	545	.....	545	3,270	.....	3,270	3,737	.....	3,737
Aeronautics	81	.....	81	382	.....	382	483	.....	483
Exploration	568	.....	568	4,061	.....	4,061	3,739	.....	3,739
Cross Agency Support	222	.....	222	1,403	.....	1,403	1,406	.....	1,406

**Table 5. Outlays of the U.S. Government, March 2026 and Other Periods - Continued**

[\$ millions]

Classification	This Month			Current Fiscal Year to Date			Prior Fiscal Year to Date		
	Gross Outlays	Applicable Receipts	Outlays	Gross Outlays	Applicable Receipts	Outlays	Gross Outlays	Applicable Receipts	Outlays
<b>National Aeronautics and Space Administration: - Continued</b>									
Space Operations	359	.....	359	2,394	.....	2,394	2,118	.....	2,118
Other	134	.....	134	780	.....	780	783	.....	783
Proprietary Receipts from the Public	.....	(**)	(**)	.....	(**)	(**)	.....	(**)	(**)
Intrabudgetary Transactions	(**)	.....	(**)	(**)	.....	(**)	-1	.....	-1
<b>Total--National Aeronautics and Space Administration</b>	<b>1,909</b>	<b>(**)</b>	<b>1,909</b>	<b>12,290</b>	<b>(**)</b>	<b>12,290</b>	<b>12,265</b>	<b>(**)</b>	<b>12,265</b>
<b>National Science Foundation:</b>									
Research and Related Activities	550	.....	550	3,249	.....	3,249	3,579	.....	3,579
Education and Human Resources	83	.....	83	538	.....	538	720	.....	720
Other	74	.....	74	352	.....	352	425	.....	425
Proprietary Receipts from the Public	.....	(**)	(**)	.....	6	-6	.....	9	-9
<b>Total--National Science Foundation</b>	<b>707</b>	<b>(**)</b>	<b>707</b>	<b>4,139</b>	<b>6</b>	<b>4,133</b>	<b>4,725</b>	<b>9</b>	<b>4,717</b>
<b>Office of Personnel Management:</b>									
Government Payment for Annuity, Employees Health and Life Insurance Benefits	1,575	.....	1,575	8,765	.....	8,765	8,262	.....	8,262
Postal Service Retiree Health Benefits Fund	421	.....	421	2,461	.....	2,461	2,317	.....	2,317
Civil Service Retirement and Disability Fund	9,647	.....	9,647	57,098	.....	57,098	54,829	.....	54,829
Employees Life Insurance Fund	377	378	-1	1,826	3,276	-1,450	1,777	3,315	-1,538
Employees and Retired Employees Health Benefits Fund	5,787	6,670	-883	36,831	37,222	-392	35,895	36,164	-269
Other	23	.....	23	147	.....	147	178	.....	178
Proprietary Receipts from the Public	.....	(**)	(**)	.....	1	-1	.....	(**)	(**)
Intrabudgetary Transactions:									
Postal Service Contributions	-1	.....	-1	-259	.....	-259	-303	.....	-303
Civil Service Retirement and Disability Fund:									
Other	-4	.....	-4	-19	.....	-19	-24	.....	-24
<b>Total--Office of Personnel Management</b>	<b>17,825</b>	<b>7,049</b>	<b>10,777</b>	<b>106,851</b>	<b>40,499</b>	<b>66,352</b>	<b>102,931</b>	<b>39,479</b>	<b>63,452</b>
<b>Small Business Administration:</b>									
Salaries and Expenses	-187	.....	-187	113	.....	113	-71	.....	-71
Business Loans Program	87	(**)	87	156	(**)	156	83	(**)	83
Disaster Loans Program	216	(**)	216	333	(**)	333	1,180	(**)	1,180
Other	24	2	22	101	14	86	148	17	131
Proprietary Receipts from the Public	.....	59	-59	.....	-22	22	.....	-32	32
Intrabudgetary Transactions	-228	.....	-228	-222	.....	-222	-21	.....	-21
<b>Total--Small Business Administration</b>	<b>-89</b>	<b>62</b>	<b>-150</b>	<b>480</b>	<b>-7</b>	<b>488</b>	<b>1,319</b>	<b>-15</b>	<b>1,334</b>
<b>Social Security Administration:</b>									
Payments to Social Security Trust Funds	31	.....	31	25,014	.....	25,014	29,540	.....	29,540
Supplemental Security Income Program	760	.....	760	34,695	.....	34,695	34,042	.....	34,042
Federal Old-Age and Survivors Insurance Trust Fund (Off-Budget):									
Benefit Payments	125,196	.....	125,196	734,372	.....	734,372	693,385	.....	693,385
Administrative Expenses	258	.....	258	2,003	.....	2,003	2,174	.....	2,174
<b>Total--Federal Old-Age and Survivors Insurance Trust Fund (Off-Budget)</b>	<b>125,454</b>	<b>.....</b>	<b>125,454</b>	<b>736,375</b>	<b>.....</b>	<b>736,375</b>	<b>695,559</b>	<b>.....</b>	<b>695,559</b>
Federal Disability Insurance Trust Fund (Off-Budget):									
Benefit Payments	13,629	.....	13,629	79,902	.....	79,902	78,538	.....	78,538
Administrative Expenses	239	.....	239	1,527	.....	1,527	1,422	.....	1,422
<b>Total--Federal Disability Insurance Trust Fund (Off-Budget)</b>	<b>13,867</b>	<b>.....</b>	<b>13,867</b>	<b>81,430</b>	<b>.....</b>	<b>81,430</b>	<b>79,960</b>	<b>.....</b>	<b>79,960</b>
Other	18	.....	18	104	.....	104	95	.....	95
Proprietary Receipts from the Public:									
On-Budget	.....	469	-469	.....	1,874	-1,874	.....	1,785	-1,785
Off-Budget	.....	186	-186	.....	240	-240	.....	19	-19
Intrabudgetary Transactions:									
Off-Budget <sup>1</sup>	-31	.....	-31	-25,012	.....	-25,012	-29,783	.....	-29,783
<b>Total--Social Security Administration</b>	<b>140,100</b>	<b>655</b>	<b>139,445</b>	<b>852,604</b>	<b>2,114</b>	<b>850,490</b>	<b>809,414</b>	<b>1,805</b>	<b>807,609</b>
Independent Agencies	.....	.....	.....	.....	.....	.....	.....	.....	.....
United States Agency for Global Media	49	(**)	49	273	(**)	273	426	(**)	426
Bureau of Consumer Financial Protection	42	(**)	42	239	(**)	239	2,431	(**)	2,431
Corporation for National and Community Service	101	(**)	101	495	1	495	716	1	715
Corporation for Public Broadcasting	.....	.....	.....	8	.....	8	534	.....	534
District of Columbia:									
Courts	26	.....	26	163	(**)	163	167	.....	167
General and Special Payments	101	(**)	101	329	(**)	329	416	45	370

**Table 5. Outlays of the U.S. Government, March 2026 and Other Periods - Continued**

[\$ millions]

Classification	This Month			Current Fiscal Year to Date			Prior Fiscal Year to Date		
	Gross Outlays	Applicable Receipts	Outlays	Gross Outlays	Applicable Receipts	Outlays	Gross Outlays	Applicable Receipts	Outlays
Independent Agencies - Continued	.....	.....	.....	.....	.....	.....	.....	.....	.....
Equal Employment Opportunity Commission	31	(**)	31	222	(**)	222	242	2	240
Export-Import Bank of the United States	-7	.....	-7	-44	.....	-44	26	(**)	26
Federal Communications Commission:									
Universal Service Fund	659	.....	659	4,226	.....	4,226	4,347	.....	4,347
Spectrum Auction Program Account	(**)	.....	(**)	(**)	.....	(**)	.....	.....	.....
Other	187	3	184	1,027	12	1,015	1,307	13	1,294
Federal Deposit Insurance Corporation:									
Deposit Insurance Fund	-5,318	.....	-5,318	-13,510	.....	-13,510	-14,228	.....	-14,228
FSLIC Resolution Fund	(**)	3	-3	(**)	20	-20	(**)	27	-28
Total--Federal Deposit Insurance Corporation	-5,317	3	-5,321	-13,510	20	-13,530	-14,228	27	-14,256
Federal Drug Control Programs	20	.....	20	137	.....	137	158	.....	158
Federal Housing Finance Agency	21	.....	21	143	.....	143	184	.....	184
Institute of Museum and Library Services	13	(**)	13	107	(**)	107	171	(**)	171
Intelligence Community Management Account	49	.....	49	258	.....	258	305	.....	305
Legal Services Corporation	308	.....	308	540	.....	540	299	.....	299
National Archives and Records Administration	52	1	51	242	10	232	262	8	254
National Credit Union Administration	29	18	11	345	884	-539	269	801	-532
National Endowment for the Arts	10	(**)	10	71	(**)	71	135	(**)	135
National Endowment for the Humanities	6	(**)	6	24	(**)	24	124	(**)	124
National Labor Relations Board	23	(**)	23	139	(**)	139	156	(**)	156
Nuclear Regulatory Commission	67	7	60	439	390	49	500	406	94
Postal Service:									
Off-Budget:									
Public Enterprise Funds	7,235	7,279	-44	57,260	55,538	1,722	55,668	55,393	275
Other	47	.....	47	137	.....	137	270	.....	270
Other	38	.....	38	70	.....	70	81	.....	81
Railroad Retirement Board:									
Federal Windfall Subsidy	(**)	.....	(**)	2	.....	2	3	.....	3
Federal Payments to the Railroad Retirement Accounts	1	.....	1	381	.....	381	426	.....	426
Railroad Unemployment Insurance Trust Fund:									
Benefit Payments	9	.....	9	55	.....	55	43	.....	43
Transfer To Administrative Funds	2	.....	2	10	.....	10	10	.....	10
Other	(**)	.....	(**)	(**)	.....	(**)	(**)	.....	(**)
Rail Industry Pension Fund:									
Benefit Payments	490	.....	490	2,932	.....	2,932	2,905	.....	2,905
OASDI Certifications	(**)	.....	(**)	(**)	.....	(**)	-1	.....	-1
Transfer to Administrative Funds	8	.....	8	49	.....	49	49	.....	49
Other	(**)	.....	(**)	1	.....	1	(**)	.....	(**)
National Railroad Retirement Investment Trust:									
Administrative Expenses	8	.....	8	35	.....	35	30	.....	30
Transfers to the Railroad Retirement Trust Funds from the National Railroad Retirement Investment Trust	177	.....	177	721	.....	721	713	.....	713
Railroad Social Security Equivalent Benefit Account:									
Benefit Payments	738	.....	738	4,380	.....	4,380	4,302	.....	4,302
Transfer To Administrative Funds	2	.....	2	11	.....	11	11	.....	11
Other	-8	.....	-8	-8	.....	-8	12	.....	12
Proprietary Receipts from the Public	.....	322	-322	.....	2,080	-2,080	.....	775	-775
Intrabudgetary Transactions:									
Other	-178	.....	-178	-1,103	.....	-1,103	-1,140	.....	-1,140
Total--Railroad Retirement Board	1,249	322	927	7,467	2,080	5,387	7,363	775	6,587
Securities and Exchange Commission	143	(**)	143	923	(**)	923	-361	(**)	-361
Smithsonian Institution	137	(**)	137	618	(**)	618	664	(**)	664
Tennessee Valley Authority	6,059	6,106	-47	27,348	27,395	-47	26,214	25,000	1,214
Other	156	81	76	1,987	712	1,274	1,789	667	1,123
<b>Total--Independent Agencies</b>	<b>11,537</b>	<b>13,820</b>	<b>-2,284</b>	<b>91,683</b>	<b>87,041</b>	<b>4,642</b>	<b>90,637</b>	<b>83,140</b>	<b>7,498</b>
<b>Undistributed Offsetting Receipts:</b>									
Other Interest	-1	(**)	-1	-2	(**)	-2	-4	.....	-4
Employer Share, Employee Retirement:									
Department of Health and Human Services:									
Federal Hospital Insurance Trust Fund:									
Federal Employer Contributions	-426	.....	-426	-2,630	.....	-2,630	-2,562	.....	-2,562
Postal Service Employer Contributions	-57	.....	-57	-348	.....	-348	-406	.....	-406
Department of State:									
Foreign Service Retirement and Disability Fund	-31	.....	-31	-197	.....	-197	-231	.....	-231
Other Defense Civil Programs:									
Military Retirement Fund	-2,064	.....	-2,064	-37,498	.....	-37,498	-33,692	.....	-33,692

**Table 5. Outlays of the U.S. Government, March 2026 and Other Periods - Continued**

[\$ millions]

Classification	This Month			Current Fiscal Year to Date			Prior Fiscal Year to Date		
	Gross Outlays	Applicable Receipts	Outlays	Gross Outlays	Applicable Receipts	Outlays	Gross Outlays	Applicable Receipts	Outlays
<b>Undistributed Offsetting Receipts: - Continued</b>									
Department of Defense Medicare-Eligible Retiree Health Care Fund	.....	.....	.....	-13,229	.....	-13,229	-11,377	.....	-11,377
Office of Personnel Management:									
Civil Service Retirement and Disability Fund	-4,633	.....	-4,633	-25,952	.....	-25,952	-27,331	.....	-27,331
Social Security Administration:									
Federal Old-Age and Survivors Insurance Trust Fund:									
Federal Employer Contributions	-1,770	.....	-1,770	-10,203	.....	-10,203	-10,036	.....	-10,036
Federal Disability Insurance Trust Fund:									
Federal Employer Contributions	-300	.....	-300	-1,733	.....	-1,733	-1,704	.....	-1,704
Other	(**)	.....	(**)	-1	.....	-1	-1	.....	-1
Total--Employer Share, Employee Retirement	-9,281	.....	-9,281	-91,791	.....	-91,791	-87,340	.....	-87,340
Interest Received by Trust Funds:									
Judicial Branch:									
Judicial Survivors Annuity Fund	-2	.....	-2	-14	.....	-14	-15	.....	-15
Department of Health and Human Services:									
Federal Hospital Insurance Trust Fund	-33	.....	-33	-4,877	.....	-4,877	-4,054	.....	-4,054
Federal Supplementary Medical Insurance Trust Fund	-43	.....	-43	-2,188	.....	-2,188	-1,864	.....	-1,864
Department of Homeland Security:									
Oil Spill Liability Trust Fund	-38	.....	-38	-184	.....	-184	-202	.....	-202
Other	-7	.....	-7	-59	.....	-59	-77	.....	-77
Department of Labor:									
Unemployment Trust Fund	-28	.....	-28	-1,465	.....	-1,465	-1,401	.....	-1,401
Department of State:									
Foreign Service Retirement and Disability Fund	(**)	.....	(**)	-417	.....	-417	-369	.....	-369
Department of Transportation:									
Airport and Airway Trust Fund	-12	.....	-12	-304	.....	-304	-270	.....	-270
Highway Trust Fund	-198	.....	-198	-1,210	.....	-1,210	-2,097	.....	-2,097
Department of Veterans Affairs:									
National Service Life Insurance Fund	(**)	.....	(**)	-5	.....	-5	-7	.....	-7
United States Government Life Insurance Fund	(**)	.....	(**)	(**)	.....	(**)	(**)	.....	(**)
Corps of Engineers	-46	.....	-46	-223	.....	-223	-267	.....	-267
Other Defense Civil Programs:									
Military Retirement Fund	-5,648	.....	-5,648	-31,208	.....	-31,208	-24,465	.....	-24,465
Educational Benefits Fund	-3	.....	-3	-7	.....	-7	-9	.....	-9
Armed Forces Retirement Home	-1	.....	-1	-4	.....	-4	-4	.....	-4
Environmental Protection Agency	-50	.....	-50	-76	.....	-76	-46	.....	-46
Office of Personnel Management:									
Civil Service Retirement and Disability Fund	-40	.....	-40	-17,393	.....	-17,393	-14,729	.....	-14,729
Social Security Administration:									
Federal Old-Age and Survivors Insurance Trust Fund	-230	.....	-230	-29,919	.....	-29,919	-32,524	.....	-32,524
Federal Disability Insurance Trust Fund	-26	.....	-26	-3,911	.....	-3,911	-3,026	.....	-3,026
Independent Agencies:									
Railroad Retirement Board	-15	.....	-15	-51	.....	-51	-43	.....	-43
Other	-5	.....	-5	-38	.....	-38	-36	.....	-36
Other	-37	.....	-37	-265	.....	-265	-235	.....	-235
Total--Interest Received by Trust Funds	-6,463	.....	-6,463	-93,819	.....	-93,819	-85,742	.....	-85,742
Rents and Royalties on the Outer Continental Shelf Lands	.....	884	-884	.....	3,341	-3,341	.....	2,964	-2,964
Sale of Major Assets	.....	1	-1	.....	1	-1	.....	.....	.....
<b>Total--Undistributed Offsetting Receipts</b>	<b>-15,744</b>	<b>886</b>	<b>-16,630</b>	<b>-185,612</b>	<b>3,343</b>	<b>-188,955</b>	<b>-173,086</b>	<b>2,964</b>	<b>-176,049</b>
<b>Total Outlays</b>	<b>611,422</b>	<b>62,459</b>	<b>548,963</b>	<b>3,980,249</b>	<b>328,877</b>	<b>3,651,372</b>	<b>3,866,737</b>	<b>299,304</b>	<b>3,567,433</b>
<b>Total On-Budget</b>	<b>467,174</b>	<b>54,994</b>	<b>412,180</b>	<b>3,175,825</b>	<b>273,099</b>	<b>2,902,726</b>	<b>3,112,353</b>	<b>243,892</b>	<b>2,868,462</b>
<b>Total Off-Budget</b>	<b>144,247</b>	<b>7,465</b>	<b>136,783</b>	<b>804,424</b>	<b>55,778</b>	<b>748,646</b>	<b>754,384</b>	<b>55,412</b>	<b>698,971</b>
<b>Total Surplus (+) or Deficit (-)</b>			<b>-164,100</b>			<b>-1,168,579</b>			<b>-1,307,130</b>
<b>Total On-Budget</b>			<b>-146,870</b>			<b>-1,071,645</b>			<b>-1,225,142</b>
<b>Total Off-Budget</b>			<b>-17,230</b>			<b>-96,934</b>			<b>-81,988</b>

**Table 5. Outlays of the U.S. Government, March 2026 and Other Periods - Continued**  
 [\$ millions]

**MEMORANDUM**

Receipts Offset Against Outlays (In Millions)

	Current Fiscal Year to Date	Comparable Period Prior Fiscal Year
Proprietary Receipts	172,774	150,380
Intrabudgetary Transactions	728,568	664,051
Governmental Receipts	8,708	9,700
Total Receipts Offset Against Outlays	<u>910,050</u>	<u>824,132</u>

1 Includes FICA and SECA tax credits, non-contributory military service credits, special benefits for the aged and credit for the unnegotiated OASI benefit checks.

Note: Details may not add to totals due to rounding.

... No Transactions

(\*\*) Less than absolute value of \$500,000

**Table 6. Means of Financing the Deficit or Disposition of Surplus by the U.S. Government, March 2026 and Other Periods**  
 [\$ millions]

Assets and Liabilities Directly Related to Budget Off-Budget Activity	Net Transactions (-) denotes net reduction of either liability or asset accounts			Account Balances Current Fiscal Year		
	This Month	Fiscal Year to Date		Beginning of		Close of This Month
		This Year	Prior Year	This Year	This Month	
<b>Liability Accounts:</b>						
Borrowing from the Public:						
Treasury Securities, Issued Under General Financing Authorities:						
Debt Held by the Public	244,217	1,153,416	602,197	30,277,766	31,186,964	31,431,181
Intragovernmental Holdings	51,398	274,452	147,440	7,359,787	7,582,841	7,634,239
Total Treasury Securities Outstanding	295,615	1,427,868	749,636	37,637,553	38,769,806	39,065,421
Plus Premium on Treasury Securities	-610	-2,710	-2,599	66,448	64,348	63,738
Less Discount on Treasury Securities	89	96,784	24,859	352,825	449,519	449,608
Total Treasury Securities Net of Premium and Discount	294,916	1,328,375	722,178	37,351,175	38,384,634	38,679,550
Agency Securities, Issued Under Special Financing Authorities (See Schedule B; for Other Agency Borrowing, See Schedule C)						
Total Federal Securities	-49	(**)	432	22,075	22,124	22,075
Deduct:						
Federal Securities Held as Investments of Government Accounts (See Schedule D)	50,782	271,339	142,377	7,339,271	7,559,828	7,610,610
Less Discount on Federal Securities Held as Investments of Government Accounts	-62	35,617	26,540	138,423	174,101	174,039
Net Federal Securities Held as Investments of Government Accounts	50,844	235,722	115,837	7,200,848	7,385,727	7,436,571
Total Borrowing from the Public	244,023	1,092,652	606,774	30,172,402	31,021,031	31,265,054
Accrued Interest Payable to the Public	9,213	8,358	12,125	159,782	158,926	168,140
Allocations of Special Drawing Rights	-2,111	-1,675	-3,178	157,472	157,909	155,798
Uninvested Balances, Deposit Funds	7,597	-1,940	236,988	33,157	23,620	31,217
Miscellaneous Liability Accounts (Includes Checks Outstanding Etc.)	-4,797	58,692	6,669	41,715	105,204	100,407
<b>Total Liability Accounts</b>	<b>253,925</b>	<b>1,156,087</b>	<b>859,377</b>	<b>30,564,528</b>	<b>31,466,690</b>	<b>31,720,615</b>
<b>Asset Accounts (Deduct)</b>						
Cash and Monetary Assets:						
U.S. Treasury Operating Cash:						
Federal Reserve Account <sup>1</sup>	94,057	2,175	-479,940	890,825	798,943	893,000
Balance	94,057	2,175	-479,940	890,825	798,943	893,000
Special Drawing Rights:						
Total Holdings	-2,329	-2,895	-2,515	174,732	174,165	171,836
SDR Certificates Issued to Federal Reserve Banks	.....	.....	-5,000	-15,200	-15,200	-15,200
Balance	-2,329	-2,895	-7,515	159,532	158,965	156,636
Reserve Position on the U.S. Quota in the IMF:						
U.S. Subscription to International Monetary Fund:						
Direct Quota Payments	.....	.....	.....	111,629	111,629	111,629
Maintenance of Value Adjustments	-1,525	-1,210	-2,297	2,154	2,468	943
Letter of Credit Issued to IMF	26	1,146	-692	-82,087	-80,967	-80,941
Dollar Deposits with the IMF	(**)	3	(**)	-286	-283	-283
Receivable/Payable (-) for Interim Maintenance of Value Adjustments	1,101	874	1,732	-1,042	-1,269	-168
Balance	-398	812	-1,258	30,368	31,578	31,180
Loans to International Monetary Fund	.....	.....	.....	(**)	(**)	(**)
Other Cash and Monetary Assets	4,153	3,570	-1,337	95,497	94,914	99,067
Total Cash and Monetary Assets	95,484	3,661	-490,049	1,176,222	1,084,400	1,179,884
Non-Federal Securities of the National Railroad Retirement Investment Trust						
Net Activity, Guaranteed Loan Financing (See Schedule E)	111	1,241	-195	26,980	28,110	28,221
Net Activity, Direct Loan Financing (See Schedule E)	-169	-1,135	1,153	146,893	145,927	145,759
Miscellaneous Asset Accounts	-1,761	-5,119	47,098	1,698,275	1,694,917	1,693,157
Miscellaneous Asset Accounts	-2,949	-3,065	73	44	-72	-3,021
<b>Total Asset Accounts</b>	<b>90,716</b>	<b>-4,416</b>	<b>-441,920</b>	<b>3,048,415</b>	<b>2,953,283</b>	<b>3,043,999</b>
<b>Excess of Liabilities (+) or Assets (-)</b>	<b>163,208</b>	<b>1,160,503</b>	<b>1,301,297</b>	<b>27,516,113</b>	<b>28,513,407</b>	<b>28,676,616</b>
Transactions Not Applied to Current Year's Surplus or Deficit (See Schedule A for Details)	892	8,076	5,833	.....	7,184	8,076
<b>Total Budget and Off-Budget Federal Entities (Financing of Deficit (+) or Disposition of Surplus (-))</b>	<b>164,100</b>	<b>1,168,579</b>	<b>1,307,130</b>	<b>27,516,113</b>	<b>28,520,592</b>	<b>28,684,692</b>

1 Major sources of information used to determine Treasury's operating cash balance include Federal Reserve Banks, Treasury Regional Finance Centers, Internal Revenue Service Centers, various electronic systems, and information on the Public Debt. Information is presented on a modified cash basis. Deposits are

reflected as received and withdrawals are reflected as processed.

Note: Details may not add to totals due to rounding.

... No Transactions

(\*\*) Less than absolute value of \$500,000

**Table 6. Schedule A-Analysis of Change in Excess of Liabilities of the U.S. Government, March 2026 and Other Periods**  
[\$ millions]

Classification	This Month	Fiscal Year to Date	
		This Year	Prior Year
<b>Excess of Liabilities Beginning of Period:</b>			
Based on Composition of Unified Budget in Preceding Period	28,513,407	27,516,113	25,719,457
Adjustments During Current Fiscal Year for Changes in Composition of Unified Budget:			
Revisions by Federal Agencies to the Prior Budget Results	(**)	.....	35,205
Excess of Liabilities Beginning of Period (Current Basis)	28,513,407	27,516,113	25,754,662
<b>Budget Surplus (-) or Deficit:</b>			
Based on Composition of Unified Budget in Prior Fiscal Year	164,100	1,168,579	1,307,130
Total Surplus (-) or Deficit (Table 2)	164,100	1,168,579	1,307,130
Total-On-Budget (Table 2)	146,870	1,071,645	1,225,142
Total-Off-Budget (Table 2)	17,230	96,934	81,988
<b>Transactions Not Applied to Current Year's Surplus or Deficit:</b>			
Premium/Discount on Buyback of U.S. Treasury Securities	-1,316	-8,413	-6,399
Other	424	337	565
Total-Transactions Not Applied to Current Year's Surplus or Deficit	-892	-8,076	-5,833
<b>Excess of Liabilities Close of Period</b>	<b>28,676,616</b>	<b>28,676,616</b>	<b>27,055,959</b>

Note: Details may not add to totals due to rounding.  
... No Transactions

(\*\*) Less than absolute value of \$500,000

**Table 6. Schedule B-Securities Issued by Federal Agencies Under Special Financing Authorities, March 2026 and Other Periods**  
[\$ millions]

Classification	Net Transactions (-) denotes net reduction of liability accounts			Account Balances Current Fiscal Year		
	This Month	Fiscal Year to Date		Beginning of		Close of This Month
		This Year	Prior Year	This Year	This Month	
<b>Agency Securities, Issued Under Special Financing Authorities:</b>						
Obligations Guaranteed by the United States, Issued By:						
Department of Housing and Urban Development:						
Federal Housing Administration	.....	.....	.....	19	19	19
Obligations Not Guaranteed by the United States, Issued By:						
Legislative Branch:						
Architect of the Capitol	.....	.....	.....	(**)	(**)	(**)
Independent Agencies:						
Federal Communications Commission	.....	.....	.....	(**)	(**)	(**)
National Archives and Records Administration	.....	.....	.....	(**)	(**)	(**)
Tennessee Valley Authority	-49	(**)	432	22,057	22,105	22,056
<b>Total Agency Securities</b>	<b>-49</b>	<b>(**)</b>	<b>432</b>	<b>22,075</b>	<b>22,124</b>	<b>22,075</b>

Note: Details may not add to totals due to rounding.  
... No Transactions

(\*\*) Less than absolute value of \$500,000

**Table 6. Schedule C (Memorandum)-Federal Agency Borrowing Financed Through the Issue of Treasury Securities, March 2026 and Other Periods**

[\$ millions]

Classification	Transactions			Account Balances Current Fiscal Year		
	This Month	Fiscal Year to Date		Beginning of		Close of This Month
		This Year	Prior Year	This Year	This Month	
<b>Borrowing from the US Treasury:</b>						
Department of Agriculture:						
Office of the Secretary:						
Food Supply Chain and Agriculture Pandemic Response	-6	-6	26	27	27	22
Farm Service Agency:						
Commodity Credit Corporation	1,229	-10,679	1,750	26,849	14,941	16,170
Agricultural Credit Insurance Fund	-2,586	-1,602	309	21,821	22,805	20,219
Farm Storage Facility Loans	-106	-140	-4	1,900	1,866	1,759
Rural Housing Service:						
Rural Housing Insurance	-2,488	-2,303	-917	21,129	21,314	18,826
Rural Community Facility Loans Fund	-557	-358	137	13,561	13,761	13,203
Rural Business - Cooperative Service:						
Rural Business and Industry Loans	-154	-154	139	381	381	228
Rural Development Loan Fund	-18	-17	-19	256	257	238
Rural Economic Development Loan Fund	-48	-32	-7	277	293	245
Renewable Energy Guaranteed Loan Account	-26	-26	1	43	43	17
Rural Microenterprise Investment Loans	-3	-2	-3	41	42	39
Biorefinery Assistance Loan Account	-40	-40	-90	140	140	100
Rural Utilities Service:						
Rural Water and Waste Disposal Fund	-595	-328	-114	15,704	15,971	15,375
Rural Electrification and Telecommunications Fund	-1,288	129	1,693	16,016	17,433	16,145
Rural Telephone Bank	-5	-5	-16	42	42	37
Distance Learning and Telemedicine Program	-39	11	-10	722	772	734
Foreign Agricultural Service	.....	.....	.....	175	175	175
Department of Commerce:						
Economic Development Administration	.....	.....	220	220	220	220
National Oceanic and Atmospheric Administration:						
Fisheries Finance	5	8	7	556	558	563
Department of Defense--Military Programs:						
Family Housing Improvement Loans	.....	.....	.....	1,666	1,666	1,666
Defense Agencies	.....	1,288	.....	376	1,665	1,665
Department of Education:						
College Housing and Academic Facilities Loans	.....	(**)	(**)	1	1	1
Historically Black College and University Capital Financing Fund	.....	.....	.....	67	67	67
Federal Direct Student Loans	.....	48,666	56,534	1,297,312	1,345,977	1,345,977
Teach Grant Loans	.....	19	25	628	647	647
Temporary Student Loan Purchase Authority	.....	-81	-27	18,558	18,478	18,478
Federal Family Education Loans	.....	.....	.....	28,355	28,355	28,355
Department of Energy:						
Bonneville Power Administration Fund	-183	53	164	6,246	6,482	6,299
Western Area Power Administration - Recovery Act	.....	.....	.....	76	76	76
Advanced Technology Vehicles Manufacturing Loans	.....	.....	.....	82	82	82
Title 17 Innovative Technology Loans	52	55	3	769	772	824
Department of Health and Human Services:						
Consumer Operated and Oriented Plan	.....	.....	.....	290	290	290
Consumer Operated and Oriented Plan Program Contingency Fund	.....	.....	.....	68	68	68
Department of Homeland Security:						
National Flood Insurance Fund	.....	.....	2,000	22,525	22,525	22,525
Disaster Assistance Loan Fund	(**)	1	3	8	9	9
Department of Housing and Urban Development:						
Public and Indian Housing Programs:						
Low-Rent Public Housing - Loans and Other Expenses	(**)	(**)	.....	36	36	36
Native Hawaiian Housing Loans	(**)	(**)	(**)	6	6	6
Housing Programs:						
Emergency Homeowners' Relief Fund	.....	.....	.....	3	3	3
Federal Housing Administration	.....	.....	.....	143,968	143,968	143,968
Home Ownership Preservation Equity Fund	.....	.....	.....	6	6	6
Green Retrofit Program for Multifamily Housing-Recovery Act	-6	-20	76	336	323	317
Department of the Interior:						
Bureau of Indian Affairs and Bureau of Indian Education	.....	.....	.....	(**)	(**)	(**)

**Table 6. Schedule C (Memorandum)-Federal Agency Borrowing Financed Through the Issue of Treasury Securities, March 2026 and Other Periods - Continued**

Classification	Transactions			Account Balances Current Fiscal Year		
	This Month	Fiscal Year to Date		Beginning of		Close of This Month
		This Year	Prior Year	This Year	This Month	
<b>Borrowing from the US Treasury: - Continued</b>						
Bureau of Reclamation Loan Fund	.....	.....	.....	21	21	21
Assistance to American Samoa Loan Fund	.....	(**)	(**)	5	6	6
Department of Labor:						
Black Lung Disability Trust Fund	.....	.....	.....	5,213	5,213	5,213
Department of State:						
Repatriation Loans	1	1	2	7	7	8
Department of Transportation:						
Federal Highway Administration:						
Transportation Infrastructure Finance and Innovation Fund	94	1,293	1,928	25,389	26,587	26,681
Federal Railroad Administration:						
Railroad Rehabilitation and Improvement Loan Fund	49	485	562	3,027	3,463	3,512
Other	.....	.....	.....	(**)	(**)	(**)
Maritime Administration:						
Maritime Guaranteed Loan (Title XI) Fund	.....	.....	.....	6	6	6
Maritime Guaranteed Loan (Title XI) FFB Financing Account	.....	.....	.....	8	8	8
Department of the Treasury:						
Departmental Offices:						
Community Development Financial Institutions Fund	4	7	9	117	120	125
Temporary Credit and Liquidity Program	.....	.....	.....	898	898	898
Small Business Lending Financing Fund	.....	.....	.....	33	33	33
ESF - Economic Stabilization Program	.....	-1,208	-1,498	2,714	1,507	1,507
United States Mint Public Enterprise Fund, Treasury	-430	330	.....	.....	760	330
Federal Financing Bank Revolving Fund	808	3,400	32,753	210,939	213,531	214,339
Department of Veterans Affairs:						
Veterans Housing Benefit Program Fund	.....	-218	4,411	8,948	8,730	8,730
Native American Veteran Housing Fund	-7	10	9	99	115	108
Vocational Rehabilitation Loan Fund	1	1	1	(**)	(**)	1
Environmental Protection Agency:						
Abatement, Control, and Compliance Loan Program	2	2	.....	.....	.....	2
Water Infrastructure Finance and Innovation Loan Program	218	1,511	1,989	9,721	11,013	11,231
International Assistance Programs:						
International Security Assistance:						
Foreign Military Loan Program	.....	.....	5,884	7,852	7,852	7,852
Agency for International Development:						
Development Credit Authority Loan Fund	.....	.....	495	781	781	781
International Monetary Programs	.....	4,053	3,641	4,892	8,945	8,945
United States International Development Finance Corporation	567	1,747	1,250	12,678	13,858	14,425
Small Business Administration:						
Business Loan Fund	22	718	90	3,503	4,199	4,221
Disaster Loan Fund	.....	-1,073	-2,169	245,833	244,760	244,760
Independent Agencies:						
Export-Import Bank of the United States	279	641	62	9,236	9,598	9,877
Federal Communications Commission:						
Spectrum Auction Loan Fund	.....	.....	3,080	3,080	3,080	3,080
Presidio Trust	(**)	(**)	(**)	245	245	245
Railroad Retirement Board:						
Social Security Equivalent Benefit Account	428	2,571	2,485	4,748	6,891	7,319
Other:						
Borrowing from the US Treasury - Other	.....	.....	.....	1	1	1
<b>Total Borrowing from the US Treasury</b>	<b>-4,828</b>	<b>48,706</b>	<b>116,861</b>	<b>2,201,239</b>	<b>2,254,773</b>	<b>2,249,945</b>
<b>Borrowing from the Federal Financing Bank:</b>						
Department of Agriculture:						
Rural Utilities Service:						
Rural Electrification and Telecommunications Fund	-300	-436	143	54,866	54,730	54,429
Department of Education:						
Historically Black College and University Capital Financing Fund	41	189	145	816	964	1,005
Department of Energy:						
Advanced Technology Vehicles Manufacturing Loans	.....	1,116	10,602	10,908	12,025	12,025
Title 17 Innovative Technology Loans	1,011	1,539	1,523	17,907	18,435	19,446
Department of Health and Human Services:						

**Table 6. Schedule C (Memorandum)-Federal Agency Borrowing Financed Through the Issue of Treasury Securities, March 2026 and Other Periods - Continued**

[\$ millions]

Classification	Transactions			Account Balances Current Fiscal Year		
	This Month	Fiscal Year to Date		Beginning of		Close of This Month
		This Year	Prior Year	This Year	This Month	
<b>Borrowing from the US Treasury: - Continued</b>						
Health Maintenance Organization Loan and Loan Guarantee Fund	.....	.....	.....	(**)	(**)	(**)
Department of Housing and Urban Development:						
Housing Programs:						
Federal Housing Administration	1	272	14	3,136	3,408	3,408
Department of Transportation:						
Maritime Administration:						
Maritime Guaranteed Loan (Title XI) FFB Financing Account	-48	-52	-8	301	297	249
Department of the Treasury:						
Departmental Offices:						
Community Development Financial Institutions Fund	-50	-11	85	1,482	1,521	1,471
Department of Veterans Affairs:						
Guaranteed Transitional Housing Loans for Homeless Veterans	.....	(**)	(**)	4	4	4
International Assistance Programs:						
Agency for International Development:						
Sovereign Credit Direct Loan Financing Account	.....	.....	20,000	20,000	20,000	20,000
Independent Agencies:						
Federal Deposit Insurance Corporation	.....	.....	.....	.....	.....	.....
FDIC (acting in its capacity as Receiver)	.....	.....	.....	93,333	93,333	93,333
Postal Service	.....	.....	.....	15,000	15,000	15,000
<b>Total Borrowing from the Federal Financing Bank</b>	<b>654</b>	<b>2,617</b>	<b>32,504</b>	<b>217,753</b>	<b>219,716</b>	<b>220,370</b>

Note: Details may not add to totals due to rounding.

Note: This table includes lending by the Federal Financing Bank accomplished by the purchase of agency financial assets, by the acquisition of agency debt securities, and by direct loans on behalf of an agency. The Federal Financing Bank borrows from Treasury and issues its own securities and in turn may loan

these funds to agencies in lieu of agencies borrowing directly through Treasury or issuing their own securities.

... No Transactions

(\*\*) Less than absolute value of \$500,000

**Table 6. Schedule D-Investments of Federal Government Accounts in Federal Securities, March 2026 and Other Periods**

[\$ millions]

Classification	Net Purchases or Sales (-)			Securities Held as Investments Current Fiscal Year		
	This Month	Fiscal Year to Date		Beginning of		Close of This Month
		This Year	Prior Year	This Year	This Month	
<b>Federal Funds:</b>						
Department of Agriculture	-12	-3	-101	409	418	406
Department of Commerce	-2	.....	.....	.....	2	.....
<b>Department of Defense--Military Programs:</b>						
Defense Cooperation Account	.....	.....	.....	10	10	10
Department of Energy	457	4,359	4,338	80,096	83,999	84,456
Department of Health and Human Services	89	17,457	18,207	.....	17,368	17,457
Department of Homeland Security	.....	.....	-4,948	.....	.....	.....
<b>Department of Housing and Urban Development:</b>						
<b>Housing Programs:</b>						
Federal Housing Administration Fund	1,146	7,240	5,766	185,047	191,140	192,287
<b>Government National Mortgage Association:</b>						
Guarantees of Mortgage-Backed Securities	600	1,077	2,054	29,516	29,993	30,593
Department of the Interior	101	-451	1,158	32,218	31,665	31,767
Department of Justice	-1	-2,795	-514	3,102	308	308
Department of Labor	-108	1,307	2,591	73,532	74,947	74,839
<b>Department of State:</b>						
Foreign Service Retirement and Disability Fund	1	12	18	356	367	368
Other	.....	.....	.....	21	21	21
Department of Transportation	.....	31	58	2,706	2,738	2,738
Department of the Treasury	-23	1,659	7,073	27,828	29,510	29,487
<b>Department of Veterans Affairs:</b>						
Veterans Reopened Insurance Fund	(**)	-2	-2	19	17	17
National Service Life Insurance	9	54	51	152	198	207
Servicemen'S Group Life Insurance Fund	.....	16	348	4,761	4,777	4,777
<b>Other Defense Civil Programs:</b>						
Uniformed Services Retiree Health Care Fund	227	33,333	25,734	416,973	450,079	450,306
International Assistance Programs	16	136	331	7,067	7,187	7,203
<b>Office of Personnel Management:</b>						
Postal Service Contributions	-419	-2,200	-3,108	24,067	22,287	21,867
<b>Independent Agencies:</b>						
<b>Federal Deposit Insurance Corporation:</b>						
Deposit Insurance Fund	5,356	13,280	14,762	120,552	128,475	133,831
FSLIC Resolution Fund	3	20	22	1,028	1,044	1,047
Federal Housing Finance Agency	-6	-41	43	303	268	262
National Credit Union Administration	-12	556	886	25,312	25,880	25,868
Postal Service	-108	-2,189	-887	13,708	11,626	11,518
<b>Other</b>						
Treasury Securities	-5	-20	150	13,945	13,930	13,925
Other	-105	2,877	2,403	1,754	4,736	4,631
Total Treasury Securities	7,205	75,713	76,433	1,064,480	1,132,989	1,140,194
<b>Total Federal Funds</b>	<b>7,205</b>	<b>75,713</b>	<b>76,433</b>	<b>1,064,480</b>	<b>1,132,989</b>	<b>1,140,194</b>
<b>Trust Funds:</b>						
<b>Legislative Branch:</b>						
Library of Congress	-4	13	3	69	86	82
United States Tax Court	(**)	(**)	(**)	14	14	14
Other	-1	3	3	35	38	37
<b>Judicial Branch:</b>						
Judicial Retirement Funds	-13	246	249	2,374	2,633	2,620
Department of Agriculture	.....	(**)	1	7	7	7
<b>Department of Defense--Military Programs:</b>						
Voluntary Separation Incentive Fund	(**)	-3	-1	30	28	28
Other	-4	111	-316	698	812	809
<b>Department of Health and Human Services:</b>						
Federal Supplementary Medical Insurance Trust Fund	49,558	28,883	11,929	153,844	133,169	182,726
Other	9,885	-1,523	1,320	257,452	246,044	255,929
Department of Homeland Security	61	177	403	13,125	13,241	13,302
Department of the Interior	-22	95	78	886	1,003	981
<b>Department of Labor:</b>						
Unemployment Trust Fund	-3,768	-7,018	-9,260	89,394	86,145	82,376
Other	17	6	4	73	63	80
<b>Department of State:</b>						
Foreign Service Retirement and Disability Fund	-74	-73	91	22,277	22,278	22,204

**Table 6. Schedule D-Investments of Federal Government Accounts in Federal Securities, March 2026 and Other Periods - Continued**  
 [\$ millions]

Classification	Net Purchases or Sales (-)			Securities Held as Investments Current Fiscal Year		
	This Month	Fiscal Year to Date		Beginning of		Close of This Month
		This Year	Prior Year	This Year	This Month	
Trust Funds: - Continued						
Other	.....	(**)	.....	46	46	46
Department of Transportation:						
Airport and Airway Trust Fund	1,141	1,321	-1,980	18,571	18,752	19,892
Highway Trust Fund	-405	-9,522	-6,175	68,941	59,824	59,420
Department of the Treasury	346	-75	-22	4,768	4,348	4,693
Department of Veterans Affairs:						
General Post Fund, National Homes	.....	.....	-31	147	147	147
National Service Life Insurance	-12	-66	-100	402	348	336
United States Government Life Insurance Fund	(**)	(**)	(**)	1	1	1
Veterans Special Life Insurance Fund	-10	-51	-62	543	502	491
Corps of Engineers	196	1,078	1,267	10,688	11,569	11,765
Other Defense Civil Programs:						
Military Retirement Fund	7,306	283,307	195,965	1,806,919	2,082,920	2,090,227
Other	52	-41	-51	891	798	850
Environmental Protection Agency	41	124	304	13,315	13,398	13,440
National Aeronautics and Space Administration	(**)	(**)	(**)	16	16	16
Office of Personnel Management:						
Civil Service Retirement and Disability Fund						
Treasury Securities	-4,244	-7,850	-47,944	1,106,317	1,102,711	1,098,467
Employees Life Insurance Fund	-37	1,280	1,478	57,976	59,294	59,257
Employees and Retired Employees Health Benefits Fund	857	378	130	23,340	22,861	23,718
Social Security Administration:						
Federal Old-Age and Survivors Insurance Trust Fund	-21,294	-114,355	-96,660	2,400,808	2,307,747	2,286,453
Federal Disability Insurance Trust Fund	3,964	19,352	15,163	215,352	230,739	234,704
Independent Agencies:						
Harry S Truman Scholarship Foundation	.....	.....	19	56	56	56
Japan-United States Friendship Commission	1	-1	.....	35	34	34
Railroad Retirement Board						
Treasury Securities	105	3	432	3,516	3,414	3,519
Agency Securities	-1	-3	1	8	5	4
Other						
Treasury Securities	-63	-172	-296	1,858	1,748	1,685
<b>Total Treasury Securities</b>	<b>43,578</b>	<b>195,629</b>	<b>65,943</b>	<b>6,274,783</b>	<b>6,426,834</b>	<b>6,470,412</b>
Total Agency Securities	-1	-3	1	8	5	4
<b>Total Trust Funds</b>	<b>43,577</b>	<b>195,625</b>	<b>65,944</b>	<b>6,274,791</b>	<b>6,426,839</b>	<b>6,470,416</b>
<b>Grand Total</b>	<b>50,782</b>	<b>271,339</b>	<b>142,377</b>	<b>7,339,271</b>	<b>7,559,828</b>	<b>7,610,610</b>

Note: Details may not add to totals due to rounding.

Note: Investments are in Treasury securities unless otherwise noted.

... No Transactions

(\*\*) Less than absolute value of \$500,000

**Table 6. Schedule E-Net Activity, Guaranteed and Direct Loan Financing, March 2026 and Other Periods**

[\$ millions]

Classification	Net Transactions (-) denotes net reduction of asset accounts			Account Balances Current Fiscal Year		
	This Month	Fiscal Year to Date		Beginning of		Close of This Month
		This Year	Prior Year	This Year	This Month	
<b>Guaranteed Loan Financing Activity:</b>						
Department of Agriculture:						
Office of the Secretary:						
Food Supply Chain and Agriculture Pandemic Response	1	1	25	6	6	7
Farm Service Agency:						
Commodity Credit Corporation Export Fund	(**)	-8	-36	-1	-8	-9
Agricultural Credit Insurance Fund	1	-5	311	202	196	197
Natural Resources Conservation Service:						
Agricultural Resource Conservation Demonstration Program	.....	.....	.....	(**)	(**)	(**)
Rural Housing Service:						
Rural Community Facility Loans	(**)	-2	-2	-4	-6	-6
Rural Housing Insurance Fund	28	-30	-47	1,869	1,811	1,840
Rural Business - Cooperative Service:						
Rural Business and Industry Loans	39	3	88	171	134	173
Renewable Energy Guaranteed Loan Account	(**)	-5	-4	15	11	11
Biorefinery Assistance Loan Account	(**)	-1	-8	21	21	21
Rural Utilities Service:						
Rural Water and Waste Disposal Fund	.....	.....	(**)	-25	-25	-25
National Forest System	.....	-2	.....	-3	-4	-4
Department of Commerce:						
General Administration:						
Emergency Oil, Gas, and Steel Account	.....	.....	.....	5	5	5
Department of Defense--Military Programs	.....	.....	.....	-25	-25	-25
Department of Education:						
Office of Student Financial Assistance:						
Federal Family Education Loans	270	1,717	1,835	-14,238	-12,790	-12,521
Department of Energy:						
Title 17 Innovative Technology Loans	(**)	-1	-1	-81	-81	-81
Tribal Energy Direct Loan Financing Account	.....	(**)	-1	-3	-3	-3
Department of Health and Human Services:						
Health Resources and Services Administration:						
Health Center Loans	.....	.....	.....	-3	-3	-3
Health Education Assistance Loans	.....	.....	.....	-70	-70	-70
Department of Housing and Urban Development:						
Public and Indian Housing Programs:						
Indian Housing Loans	-1	-4	(**)	-29	-33	-33
Native Hawaiian Housing Loans	(**)	(**)	(**)	-1	-1	-1
Community Planning and Development:						
Community Development Loans	.....	(**)	(**)	-1	-2	-2
Housing Programs:						
FHA-Mutual Mortgage Insurance Loans	-463	-1,397	125	91,844	90,910	90,447
FHA-General and Special Risk Fund	-63	-702	-482	12,343	11,705	11,642
Home Ownership Preservation Entity Fund	(**)	(**)	(**)	3	3	3
Government National Mortgage Association:						
Guarantees of Mortgage-Backed Securities	-198	-1,038	-836	-4,411	-5,251	-5,449
Department of the Interior:						
Bureau of Indian Affairs and Bureau of Indian Education	-1	-1	(**)	-45	-45	-46
Department of Transportation:						
Federal Highway Administration:						
Transportation Infrastructure Finance and Innovation Fund	.....	.....	.....	(**)	(**)	(**)
Maritime Administration:						
Maritime Guaranteed Loan (Title XI) Fund	.....	2	(**)	-217	-215	-215
Department of the Treasury:						
Departmental Offices:						
Air Transportation Stabilization Fund	.....	.....	.....	(**)	(**)	(**)
Troubled Assets Insurance Financing Fund	.....	.....	.....	(**)	(**)	(**)
Department of Veterans Affairs:						
Veterans Benefits Administration:						
Veterans Housing Benefit Program Fund	-24	26	-342	-7,826	-7,776	-7,800
International Assistance Programs:						

**Table 6. Schedule E-Net Activity, Guaranteed and Direct Loan Financing, March 2026 and Other Periods - Continued**

[\$ millions]

Classification	Net Transactions (-) denotes net reduction of asset accounts			Account Balances Current Fiscal Year		
	This Month	Fiscal Year to Date		Beginning of		Close of This Month
		This Year	Prior Year	This Year	This Month	
<b>Guaranteed Loan Financing Activity: - Continued</b>						
Other	.....	(**)	-19	-20	-20	-20
Agency for International Development:						
Ukraine Export Credit Insurance Fund	.....	.....	.....	-267	-267	-267
Loan Guarantees to Israel	.....	.....	.....	-612	-612	-612
Urban and Environmental Credit Guaranteed Loans	.....	.....	.....	-38	-38	-38
Microenterprise and Small Enterprise Development	.....	.....	.....	(**)	(**)	(**)
Development Credit Authority Loan Fund	.....	.....	.....	-99	-99	-99
Tunisia Loan Fund	.....	.....	.....	-595	-595	-595
Overseas Private Investment Corporation	.....	.....	.....	278	278	278
United States International Development Finance Corporation	-8	219	-80	-253	-27	-35
Microenterprise and Small Enterprise Development	.....	.....	.....	(**)	(**)	(**)
Urban and Environmental Credit	(**)	2	2	21	23	23
Small Business Administration:						
Business Loan Fund	199	159	666	-53,662	-53,702	-53,503
Independent Agencies:						
Export-Import Bank of the United States	-21	-292	-185	-6,197	-6,467	-6,488
<b>Net Activity, Guaranteed Loan Financing</b>	<b>-240</b>	<b>-1,357</b>	<b>1,008</b>	<b>18,056</b>	<b>16,939</b>	<b>16,699</b>
<b>Direct Loan Financing Activity:</b>						
Department of Agriculture:						
Farm Service Agency:						
Agricultural Credit Insurance Fund	62	-168	206	18,613	18,384	18,446
Farm Storage Facility Loans	-4	-40	12	1,475	1,439	1,434
Rural Housing Service:						
Rural Community Facility Loans Fund	26	-99	289	12,622	12,497	12,523
Rural Housing Insurance Fund	-114	-565	-214	15,455	15,003	14,889
Multifamily Housing Revitalization Loan Account	.....	.....	.....	524	524	524
Rural Business - Cooperative Service:						
Rural Business and Industry Loan Fund	(**)	(**)	(**)	-2	-2	-2
Rural Development Loan Fund	-1	-10	-7	234	224	224
Rural Economic Development Loan Fund	-3	-4	7	225	224	221
Rural Microenterprise Investment Loans	(**)	-1	-1	37	37	36
Rural Utilities Service:						
Rural Water and Waste Disposal Loans	-3	-50	204	14,155	14,109	14,106
Rural Electrification and Telecommunications Fund	-1	957	1,855	65,442	66,400	66,399
Rural Telephone Bank	(**)	-1	-3	35	35	35
Distance Learning and Telemedicine Program	7	20	12	670	684	690
Rural Development Insurance Fund	.....	.....	.....	1,065	1,065	1,065
Foreign Agricultural Service:						
P.L. 480 Direct Loan Fund	-2	-16	-18	142	128	126
International Debt Reduction	.....	-4	-31	-209	-212	-212
Department of Commerce:						
National Oceanic and Atmospheric Administration:						
Fisheries Finance	1	-15	-24	442	426	427
Department of Defense--Military Programs	-9	985	-70	2,038	3,031	3,023
Department of Education:						
Office of Postsecondary Education:						
College Housing and Academic Facilities Loans	.....	(**)	(**)	1	1	1
Historically Black College and University Capital Financing Fund	41	189	145	838	986	1,027
Office of Student Financial Assistance:						
Federal Direct Student Loans	-1,717	-3,745	11,851	856,586	854,558	852,841
Teach Grant Loans	3	8	13	438	444	446
Temporary Student Loan Purchase Authority	-87	-731	-292	23,931	23,286	23,199
Department of Energy:						
Advanced Technology Vehicles Manufacturing Loans	.....	1,012	10,531	9,655	10,667	10,667
Title 17 Innovative Technology Loans	1,063	1,600	1,460	18,294	18,832	19,894
Department of Health and Human Services:						
Consumer Operated and Oriented Plan	.....	-32	-30	-34	-66	-66
Consumer Operated and Oriented Plan Program Contingency Fund	.....	.....	-34	12	12	12
Department of Homeland Security:						

**Table 6. Schedule E-Net Activity, Guaranteed and Direct Loan Financing, March 2026 and Other Periods - Continued**

[\$ millions]

Classification	Net Transactions (-) denotes net reduction of asset accounts			Account Balances Current Fiscal Year		
	This Month	Fiscal Year to Date		Beginning of		Close of This Month
		This Year	Prior Year	This Year	This Month	
<b>Guaranteed Loan Financing Activity: - Continued</b>						
Disaster Assistance Loan Fund	-2	-13	-27	-188	-199	-201
Department of Housing and Urban Development:						
Housing Programs:						
Emergency Homeowners' Relief Fund	(**)	(**)	-1	2	2	2
FHA-Mutual Mortgage Insurance Loans	.....	.....	.....	(**)	(**)	(**)
FHA-General and Special Risk Fund	(**)	261	15	3,763	4,024	4,024
Green Retrofit Program for Multifamily Housing Fund	4	7	4	27	29	33
Department of the Interior:						
Bureau of Reclamation	.....	.....	.....	22	22	22
Bureau of Indian Affairs and Bureau of Indian Education	(**)	(**)	(**)	(**)	(**)	(**)
Assistance to American Samoa Loan Fund	.....	.....	.....	5	5	5
Department of State:						
Administration of Foreign Affairs:						
Repatriation Loans	-2	-3	-1	2	1	-1
Department of Transportation:						
Federal Highway Administration:						
Transportation Infrastructure Finance and Innovation Fund	89	866	1,071	21,855	22,632	22,721
Tiger Tifia Loan Fund	.....	-1	-1	60	59	59
Federal Railroad Administration:						
Railroad Rehabilitation and Improvement Loan Fund	8	368	482	2,553	2,912	2,921
Maritime Administration:						
Maritime Guaranteed Loan (Title XI) FFB Financing Account	-45	-49	-8	299	295	250
Department of the Treasury:						
Departmental Offices:						
Community Development Financial Institutions Fund	-46	-10	92	1,575	1,610	1,565
GSE Mortgage-Backed Securities Purchase Program	.....	.....	.....	4,613	4,613	4,613
Temporary Credit and Liquidity Program	-26	-51	-37	876	851	825
Troubled Asset Relief Program	.....	.....	(**)	(**)	(**)	(**)
Small Business Lending Program	.....	-1	-2	-105	-106	-106
ESF - Economic Stabilization Program	-1	-1,267	-1,298	2,371	1,105	1,104
Bureau of the Fiscal Service	.....	.....	.....	(**)	(**)	(**)
Department of Veterans Affairs:						
Veterans Benefits Administration:						
Veterans Housing Benefit Program Fund	-64	-296	4,374	8,475	8,242	8,178
Native American Veteran Housing Fund	(**)	(**)	1	73	73	73
Transitional Housing Loans	(**)	(**)	(**)	-1	-1	-1
Vocational Rehabilitation Loan Fund	(**)	(**)	(**)	(**)	(**)	(**)
Environmental Protection Agency:						
Water Infrastructure Finance and Innovation Loan Program	-12	-66	-52	5,207	5,153	5,141
International Assistance Programs:						
International Security Assistance:						
Foreign Military Loan Program	-23	-144	-16	-60	-181	-204
Military Debt Reduction	.....	.....	.....	(**)	(**)	(**)
Agency for International Development:						
International Debt Reduction	.....	.....	.....	-172	-172	-172
Development Credit Authority Loan Fund	.....	-3	494	781	778	778
Sovereign Credit Direct Loan Financing Account	.....	.....	19,465	19,606	19,606	19,606
Overseas Private Investment Corporation	.....	.....	.....	2,902	2,902	2,902
International Monetary Programs	.....	3,958	3,616	4,615	8,573	8,573
United States International Development Finance Corporation	342	187	198	8,169	8,014	8,356
International Debt Reduction	(**)	-28	-40	-360	-389	-389
Small Business Administration:						
Business Loan Fund	-2	-12	-4	64	54	53
Disaster Loan Fund	-1,817	-9,993	-9,016	229,683	221,507	219,690
Independent Agencies:						
Export-Import Bank of the United States	-219	-762	-682	3,650	3,107	2,888
Federal Communications Commission:						
Spectrum Auction Loan Fund	(**)	(**)	(**)	(**)	(**)	(**)
<b>Net Activity, Direct Loan Financing</b>	<b>-2,553</b>	<b>-7,763</b>	<b>44,487</b>	<b>1,363,045</b>	<b>1,357,835</b>	<b>1,355,282</b>

Note: Details may not add to totals due to rounding.

Note: Federal credit programs provide benefits to the public in the form of direct loans and loan guarantees. This table reflects cash transactions and balances of the nonbudgetary financing fund accounts that result from the disbursement of loans, collection of fees, repayment of principal, sale of collateral, interest, and subsidy received from the credit program accounts at

net present value in accordance with the Credit Reform Act of 1990. Unreimbursed costs such as administrative expenses and subsidy payments are reported on a cash basis and included within each program's budgetary totals in Table 5.

... No Transactions

(\*\*) Less than absolute value of \$500,000

**Table 7. Receipts and Outlays of the U.S. Government by Month, Fiscal Year 2026**

[\$ millions]

Classification	Oct.	Nov.	Dec.	Jan.	Feb.	March	April	May	June	July	Aug.	Sept.	Fiscal Year to Date	Comparable Period Prior F.Y.
<b>Receipts:</b>														
Individual Income Taxes	216,953	146,957	242,337	317,304	133,389	188,500							1,245,441	1,143,813
Corporation Income Taxes	15,068	7,169	59,448	30,695	-3,187	6,856							116,050	161,599
<b>Social Insurance and Retirement Receipts:</b>														
Employment and General Retirement	123,852	134,288	141,682	166,306	138,425	152,896							857,449	815,682
Unemployment Insurance	3,401	2,762	783	2,682	5,301	-1,906							13,023	13,798
Other Retirement	539	739	695	815	655	733							4,176	4,251
Excise Taxes	5,983	8,454	7,584	8,527	7,346	7,300							45,194	47,031
Estate and Gift Taxes	3,721	2,993	1,578	3,855	2,657	4,995							19,799	12,899
Customs Duties	31,354	30,756	27,892	27,742	26,594	22,155							166,493	43,580
Miscellaneous Receipts	3,501	1,884	2,385	2,124	1,942	3,332							15,169	17,650
<b>Total--Receipts This Year</b>	<b>404,371</b>	<b>336,002</b>	<b>484,384</b>	<b>560,052</b>	<b>313,122</b>	<b>384,863</b>							<b>2,482,793</b>	.....
<b>(On-Budget)</b>	<b>312,826</b>	<b>236,842</b>	<b>379,559</b>	<b>431,584</b>	<b>204,961</b>	<b>265,310</b>							<b>1,831,082</b>	.....
<b>(Off-Budget)</b>	<b>91,545</b>	<b>99,160</b>	<b>104,825</b>	<b>128,468</b>	<b>108,161</b>	<b>119,552</b>							<b>651,712</b>	.....
<i>Total--Receipts Prior Year</i>	<i>326,770</i>	<i>301,754</i>	<i>454,415</i>	<i>513,294</i>	<i>296,424</i>	<i>367,645</i>							.....	2,260,303
<i>(On-Budget)</i>	<i>239,159</i>	<i>207,036</i>	<i>355,606</i>	<i>392,261</i>	<i>194,406</i>	<i>254,851</i>							.....	1,643,319
<i>(Off-Budget)</i>	<i>87,611</i>	<i>94,718</i>	<i>98,809</i>	<i>121,033</i>	<i>102,018</i>	<i>112,795</i>							.....	616,983
<b>Outlays:</b>														
Legislative Branch	311	840	551	605	568	665							3,539	3,683
Judicial Branch	653	676	1,024	955	794	874							4,975	4,882
<b>Department of Agriculture:</b>														
Commodity Credit Corporation	960	3,854	4,092	869	-474	-756							8,543	7,725
Foreign Agricultural Service	74	146	183	105	202	68							778	950
Other	16,300	14,384	15,824	13,632	13,267	33,830							107,236	111,492
Department of Commerce	478	1,192	1,383	1,187	1,165	1,506							6,911	15,344
<b>Department of Defense--Military Programs:</b>														
Military Personnel	48,020	15,447	24,955	15,091	15,330	9,040							127,885	115,660
Operation and Maintenance	18,235	26,392	29,418	28,198	26,871	28,700							157,815	168,733
Procurement	12,372	12,079	24,323	12,182	12,413	13,558							86,926	83,745
Research, Development, Test, and Evaluation	13,176	7,684	16,709	11,962	11,875	13,141							74,548	66,368
Military Construction	1,378	1,039	1,524	985	1,084	1,210							7,220	6,425
Family Housing	119	126	168	147	120	154							833	773
Revolving and Management Funds	2,140	-680	1,147	2,074	-700	-492							3,490	2,162
Other	105	-224	53	112	-124	-210							-288	-803
<b>Total Department of Defense--Military Programs</b>	<b>95,546</b>	<b>61,863</b>	<b>98,297</b>	<b>70,751</b>	<b>66,870</b>	<b>65,102</b>							<b>458,429</b>	<b>443,064</b>
Department of Education	18,857	6,724	5,892	19,262	10,874	8,364							69,974	78,875
Department of Energy	5,070	3,590	5,014	4,185	3,722	4,100							25,681	26,141
<b>Department of Health and Human Services:</b>														
National Institutes of Health	3,314	3,598	4,638	3,559	3,411	4,039							22,560	22,985
<b>Centers for Medicare and Medicaid Services:</b>														
Grants to States for Medicaid	55,783	55,147	65,349	51,779	57,142	67,828							353,027	319,955
Federal Hospital Insurance Trust Fund	53,153	17,942	38,774	55,121	35,244	24,750							224,983	213,153
Federal Supplementary Medical Insurance Trust Fund	111,702	23,048	56,486	111,024	54,724	23,087							380,071	347,347
Other	35,459	76,457	55,935	66,978	45,568	57,411							337,807	296,777
Administration for Children and Families	5,626	4,898	6,113	6,253	5,766	6,536							35,192	38,074
Other	-36,954	-84,587	-65,237	-77,626	-53,960	-74,855							-393,219	-336,981
Department of Homeland Security	5,513	6,346	7,512	12,964	6,189	7,765							46,290	58,718
Department of Housing and Urban Development	5,850	5,520	5,561	5,479	5,553	5,794							33,759	34,868
Department of the Interior	771	1,670	1,406	1,357	1,097	1,522							7,821	11,798
Department of Justice	2,085	5,977	3,821	3,271	3,410	4,697							23,261	23,001
<b>Department of Labor:</b>														
Unemployment Trust Fund	2,772	3,733	4,718	4,175	4,294	2,095							21,788	23,408
Other	-165	1,449	1,878	27	1,369	599							5,157	6,490
Department of State	2,179	2,000	2,328	2,061	2,546	2,581							13,696	15,675
<b>Department of Transportation:</b>														
Highway Trust Fund	5,560	3,775	5,120	3,232	3,127	4,334							25,148	23,778
Other	4,305	5,154	5,042	5,313	4,739	5,636							30,190	32,131
<b>Department of the Treasury:</b>														
Interest on Treasury Debt Securities (Gross)	104,404	96,255	153,922	71,888	93,483	102,644							622,596	582,460
Other	17,314	16,123	14,456	12,661	69,256	32,157							161,967	168,038
<b>Department of Veterans Affairs:</b>														

**Table 7. Receipts and Outlays of the U.S. Government by Month, Fiscal Year 2026 - Continued**

Classification	[\$ millions]												Fiscal Year to Date	Com-parable Period Prior F.Y.	
	Oct.	Nov.	Dec.	Jan.	Feb.	March	April	May	June	July	Aug.	Sept.			
<b>Outlays: - Continued</b>															
Compensation and Pensions	32,631	1,115	33,448	19,055	17,887	8,867								113,003	97,201
National Service Life	13	8	13	12	13	12								72	107
Other	16,792	13,187	16,765	16,392	16,702	8,450								88,288	87,995
Corps of Engineers	1,343	1,055	1,159	-84	975	1,188								5,635	6,163
Other Defense Civil Programs	10,519	898	13,119	9,473	5,627	401								40,037	40,305
Environmental Protection Agency	1,543	1,295	1,628	1,128	1,504	1,332								8,430	28,211
Executive Office of the President	19	-145	-972	48	-62	38								-1,074	-226
General Services Administration	1,283	93	-609	-662	-311	59								-147	-54
International Assistance Programs:															
International Security Assistance	1,540	565	3,449	476	314	1,908								8,252	9,854
Multilateral Assistance	4	3	3	2	2	93								107	688
Agency for International Development	439	594	221	407	511	2,186								4,357	7,122
Other	-2,002	19,827	-23,277	1,622	2,362	-1,721								-3,189	-4,586
National Aeronautics and Space Administration	1,559	2,427	2,635	1,952	1,807	1,909								12,290	12,265
National Science Foundation	723	674	677	674	678	707								4,133	4,717
Office of Personnel Management	12,704	10,775	11,175	10,802	10,119	10,777								66,352	63,452
Small Business Administration	125	106	135	144	127	-150								488	1,334
Social Security Administration:															
Federal Old-Age and Survivors Insurance Trust Fund (Off-Budget)	121,041	120,264	120,669	124,256	124,690	125,454								736,375	695,559
Federal Disability Insurance Trust Fund (Off-Budget)	13,096	13,716	13,348	13,689	13,714	13,867								81,430	79,960
Other	10,402	298	10,882	5,604	5,377	124								32,686	32,090
Deposit Insurance Fund	-171	-99	-5,451	267	-2,740	-5,318								-13,510	-14,228
FSLIC Resolution Fund	-4	-3	-4	-3	-3	-3								-20	-28
Postal Service:															
Off-Budget:															
Public Enterprise Funds	1,397	-229	-1,638	1,800	437	-44								1,722	275
Other	(**)	90	.....	(**)	(**)	(**)								90	270
Other	32	.....	.....	.....	.....	86								117	81
Tennessee Valley Authority	494	-1,181	484	59	144	-47								-47	1,214
Other	2,080	2,833	3,203	2,452	2,679	3,042								16,289	19,913
Undistributed Offsetting Receipts:															
Employer Share, Employee Retirement	-45,488	-9,764	-9,253	-9,021	-8,984	-9,281								-91,791	-87,340
Interest Received by Trust Funds	-9,923	-6,476	-62,150	3,439	-12,246	-6,463								-93,819	-85,742
Rents and Royalties on the Outer Continental Shelf Lands	-407	-423	-601	-381	-644	-884								-3,341	-2,964
Sale of Major Assets	.....	.....	.....	.....	.....	-1								-1	.....
Other	.....	.....	(**)	-1	-1	-1								-2	-4
<b>Totals This Year:</b>															
<b>Total Outlays</b>	<b>688,704</b>	<b>509,279</b>	<b>629,136</b>	<b>654,667</b>	<b>620,623</b>	<b>548,963</b>								<b>3,651,372</b>	.....
<b>(On-Budget)</b>	<b>567,688</b>	<b>377,575</b>	<b>531,372</b>	<b>529,781</b>	<b>484,129</b>	<b>412,180</b>								<b>2,902,726</b>	.....
<b>(Off-Budget)</b>	<b>121,016</b>	<b>131,703</b>	<b>97,764</b>	<b>124,886</b>	<b>136,494</b>	<b>136,783</b>								<b>748,646</b>	.....
<b>Total-Surplus (+) or Deficit (-)</b>	<b>-284,333</b>	<b>-173,277</b>	<b>-144,752</b>	<b>-94,615</b>	<b>-307,501</b>	<b>-164,100</b>								<b>-1,168,579</b>	.....
<b>(On-Budget)</b>	<b>-254,862</b>	<b>-140,734</b>	<b>-151,814</b>	<b>-98,197</b>	<b>-279,169</b>	<b>-146,870</b>								<b>-1,071,645</b>	.....
<b>(Off-Budget)</b>	<b>-29,471</b>	<b>-32,543</b>	<b>7,061</b>	<b>3,582</b>	<b>-28,333</b>	<b>-17,230</b>								<b>-96,934</b>	.....
<b>Total Borrowing from the Public</b>	<b>295,826</b>	<b>141,587</b>	<b>73,413</b>	<b>70,901</b>	<b>266,903</b>	<b>244,023</b>								<b>1,092,652</b>	<b>606,774</b>
<b>Total-Outlays Prior Year</b>	<b>584,220</b>	<b>668,517</b>	<b>541,146</b>	<b>641,935</b>	<b>603,441</b>	<b>528,174</b>								.....	<b>3,567,433</b>
<b>(On-Budget)</b>	<b>475,361</b>	<b>546,637</b>	<b>453,675</b>	<b>530,261</b>	<b>477,773</b>	<b>384,754</b>								.....	<b>2,868,462</b>
<b>(Off-Budget)</b>	<b>108,859</b>	<b>121,880</b>	<b>87,471</b>	<b>111,673</b>	<b>125,668</b>	<b>143,419</b>								.....	<b>698,971</b>
<b>Total-Surplus (+) or Deficit (-) Prior Year</b>	<b>-257,450</b>	<b>-366,763</b>	<b>-86,732</b>	<b>-128,640</b>	<b>-307,017</b>	<b>-160,528</b>								.....	<b>-1,307,130</b>
<b>(On-Budget)</b>	<b>-236,202</b>	<b>-339,601</b>	<b>-98,069</b>	<b>-138,000</b>	<b>-283,367</b>	<b>-129,904</b>								.....	<b>-1,225,142</b>
<b>(Off-Budget)</b>	<b>-21,248</b>	<b>-27,162</b>	<b>11,337</b>	<b>9,360</b>	<b>-23,650</b>	<b>-30,625</b>								.....	<b>-81,988</b>

Note: Details may not add to totals due to rounding.

(\*\*) Less than absolute value of \$500,000

... No Transactions

**Table 8. Trust Fund Impact on Budget Results and Investment Holdings as of March 31, 2026**

[\$ millions]

Classification	This Month			Fiscal Year to Date			Securities Held as Investments Current Fiscal Year		
	Receipts	Outlays	Excess	Receipts	Outlays	Excess	Beginning of		Close of
							This Year	This Month	
<b>Trust Receipts, Outlays, and Investments Held:</b>									
Airport and Airway	3,033	1,460	1,573	10,307	9,576	732	18,571	18,752	19,892
Black Lung Disability	26	21	5	118	112	7	.....	.....	.....
Federal Disability Insurance	17,831	13,867	3,964	100,829	81,430	19,399	215,352	230,739	234,704
Federal Employees Life and Health	.....	-884	884	.....	-1,841	1,841	81,316	82,154	82,974
Federal Employees Retirement	5,452	9,777	-4,325	48,562	57,979	-9,417	1,130,982	1,127,636	1,123,305
Federal Hospital Insurance	36,120	22,591	13,529	226,346	226,135	210	252,906	241,388	251,180
Federal Old-Age and Survivors Insurance	104,264	125,454	-21,190	621,901	736,375	-114,474	2,400,808	2,307,747	2,286,453
Federal Supplementary Medical Insurance	73,697	23,087	50,610	407,489	380,071	27,418	153,844	133,169	182,726
Hazardous Substance Superfund	233	182	51	934	1,099	-166	11,473	11,493	11,509
Highways	4,866	5,649	-783	21,312	32,452	-11,140	68,941	59,824	59,420
Military Advances	7,657	5,802	1,855	32,871	29,013	3,858	.....	.....	.....
Military Retirement	7,712	557	7,155	230,118	41,142	188,977	1,806,919	2,082,920	2,090,227
Railroad Retirement	1,181	1,414	-233	6,904	8,120	-1,216	3,523	3,419	3,524
Unemployment	-1,803	2,106	-3,909	15,006	21,853	-6,847	89,394	86,145	82,376
Veterans Life Insurance	1	24	-23	9	126	-118	946	851	828
All Other Trust	603	108	494	6,742	3,382	3,360	39,814	40,602	41,298
<b>Total Trust Fund Receipts and Outlays and Investments</b>									
<b>Held from Table 6-D</b>	<b>260,873</b>	<b>211,217</b>	<b>49,656</b>	<b>1,729,448</b>	<b>1,627,024</b>	<b>102,424</b>	<b>6,274,791</b>	<b>6,426,839</b>	<b>6,470,416</b>
Less: Interfund Transactions	100,708	100,708	.....	821,566	821,566	.....	.....	.....	.....
Trust Fund Receipts and Outlays on the Basis of Tables 4 & 5	160,164	110,508	49,656	907,882	805,457	102,424			
<b>Total Federal Fund Receipts and Outlays</b>	<b>224,786</b>	<b>438,543</b>	<b>-213,756</b>	<b>1,575,507</b>	<b>2,846,510</b>	<b>-1,271,003</b>			
Less: Interfund Transactions	88	88	.....	595	595	.....			
Federal Fund Receipts and Outlays on the Basis of Table 4 & 5	224,698	438,455	-213,756	1,574,911	2,845,915	-1,271,003			
<b>Net Budget Receipts &amp; Outlays</b>	<b>384,863</b>	<b>548,963</b>	<b>-164,100</b>	<b>2,482,793</b>	<b>3,651,372</b>	<b>-1,168,579</b>			

Note: Details may not add to totals due to rounding.

Note: Interfund receipts and outlays are transactions between Federal funds and trust funds such as Federal payments and contributions, and interest and profits on investments in Federal securities. They have no net effect on overall budget

receipts and outlays since the receipt side of such transactions is offset against budget outlays. In this table, Interfund receipts are shown as an adjustment to arrive at total receipts and outlays of trust funds respectively.  
... No Transactions

**Table 9. Summary of Receipts by Source, and Outlays by Function of the U.S. Government, March 2026 and Other Periods**

[\$ millions]

Classification	This Month	Fiscal Year to Date	Comparable Period Prior Fiscal Year
<b>Receipts</b>			
Individual Income Taxes	188,500	1,245,441	1,143,813
Corporation Income Taxes	6,856	116,050	161,599
Social Insurance and Retirement Receipts:			
Employment and General Retirement	152,896	857,449	815,682
Unemployment Insurance	-1,906	13,023	13,798
Other Retirement	733	4,176	4,251
Excise Taxes	7,300	45,194	47,031
Estate and Gift Taxes	4,995	19,799	12,899
Customs Duties	22,155	166,493	43,580
Miscellaneous Receipts	3,332	15,169	17,650
<b>Total</b>	<b>384,863</b>	<b>2,482,793</b>	<b>2,260,303</b>
<b>Net Outlays</b>			
National Defense	69,235	481,076	466,201
International Affairs	4,930	22,535	28,750
General Science, Space, and Technology	3,124	20,336	20,691
Energy	1,117	7,965	10,999
Natural Resources and Environment	4,881	29,906	54,851
Agriculture	9,317	34,569	30,586
Commerce and Housing Credit	-5,662	-9,119	-4,162
Transportation	10,110	62,663	66,258
Community and Regional Development	3,751	20,692	43,923
Education, Training, Employment, and Social Services	12,210	87,555	99,257
Health	89,682	508,600	478,388
Medicare	23,967	502,229	468,623
Income Security	56,763	377,144	383,276
Social Security	139,136	817,565	775,257
Veterans Benefits and Services	17,276	201,553	185,394
Administration of Justice	10,944	53,596	42,961
General Government	14,012	8,454	17,167
Net Interest	94,336	519,188	489,315
Undistributed Offsetting Receipts	-10,167	-95,133	-90,303
<b>Total</b>	<b>548,963</b>	<b>3,651,372</b>	<b>3,567,433</b>

Note: Details may not add to totals due to rounding.

# Explanatory Notes

## 1. Flow of Data into Monthly Treasury Statement

The *Monthly Treasury Statement (MTS)* is assembled from data in the central accounting system. The major sources of data include monthly accounting reports by Federal entities and disbursing officers, and daily reports from the Federal Reserve banks. These reports detail accounting transactions affecting receipts and outlays of the Federal Government and off-budget Federal entities, and their related effect on the assets and liabilities of the U.S. Government. Information is presented in the *MTS* on a modified cash basis.

## 2. Notes on Receipts

Receipts included in the report are classified into the following major categories: (1) budget receipts and (2) offsetting collections (also called applicable receipts). Budget receipts are collections from the public that result from the exercise of the Government's sovereign or governmental powers, excluding receipts offset against outlays. These collections, also called governmental receipts, consist mainly of tax receipts (including social insurance taxes), receipts from court fines, certain licenses, and deposits of earnings by the Federal Reserve System. Refunds of receipts are treated as deductions from gross receipts.

Offsetting collections are from other Government accounts or the public that are of a business-type or market-oriented nature. They are classified into two major categories: (1) offsetting collections credited to appropriations or fund accounts, and (2) offsetting receipts (i.e., amounts deposited in receipt accounts). Collections credited to appropriation or fund accounts normally can be used without appropriation action by Congress. These occur in two instances: (1) when authorized by law, amounts collected for materials or services are treated as reimbursements to appropriations and (2) in the three types of revolving funds (public enterprise, intra governmental, and trust); collections are netted against spending, and outlays are reported as the net amount.

Offsetting receipts in receipt accounts cannot be used without being appropriated. They are subdivided into two categories: (1) proprietary receipts - these collections are from the public and they are offset against outlays by agency and by function, and (2) intra governmental funds - these are payments into receipt accounts from Governmental appropriation or fund accounts. The transactions may be intrabudgetary when the payment and receipt both occur within the budget or from receipts from off-budget Federal entities in those cases where payment is made by a Federal entity whose budget authority and outlays are excluded from the budget totals.

Intrabudgetary transactions are subdivided into three categories: (1) interfund transactions, where the payments are from one fund group (either Federal funds or trust funds) to a receipt account in the other fund group; (2) Federal intrafund transactions, where the payments and receipts both occur within the Federal fund group; and (3) trust intrafund transactions, where the payments and receipts both occur within the trust fund group.

Offsetting receipts are generally deducted from budget authority and outlays by function, by subfunction, or by agency. There are four types of receipts, however, that are deducted from budget totals as undistributed offsetting receipts. They are: (1) agencies' payments (including payments by off-budget Federal entities) as employers into employees retirement funds, (2) interest received by trust funds, (3) rents and royalties on the Outer Continental Shelf lands, and (4) other interest (i.e., interest collected on Outer Continental Shelf money in deposit funds when such money is transferred into the budget).

## 3. Notes on Outlays

Outlays are generally accounted for on the basis of checks issued, electronic funds transferred, or cash payments made. Certain outlays do not require issuance of cash or checks. An example is charges made against appropriations for that part of employees' salaries withheld for taxes or savings bond allotments - these are counted as payments to the employee and credits for whatever purpose the money was withheld. Outlays are stated net of offsetting collections (including receipts of revolving and management funds) and of refunds. Interest on the public debt (public issues) is recognized on the accrual basis. Federal credit programs subject to the Federal Credit Reform Act of 1990 use the cash

basis of accounting and are divided into two components. The portion of the credit activities that involve a cost to the Government (mainly subsidies) is included within the budget program accounts. The remaining portion of the credit activities are in non-budget financing accounts. Outlays of off-budget Federal entities are excluded by law from budget totals. However, they are shown separately and combined with the on-budget outlays to display total Federal outlays.

## 4. Processing

The data on payments and collections are reported by account symbol into the central accounting system. In turn, the data are extracted from this system for use in the preparation of the *MTS*.

There are two major checks which are conducted to assure consistency of the data reported:

1. Verification of payment data. The monthly payment activity reported by Federal entities on the Statements of Transactions is compared to the payment activity of Federal entities as reported by disbursing officers.
2. Verification of collection data. Reported collections appearing on Statements of Transactions are compared to deposits as reported by Federal Reserve Banks.

## 5. Other Sources of Information About Federal Government Financial Activities

- *A Glossary of Terms Used in the Federal Budget Process, 2005* (Available from the U.S. Government Accountability Office, at calling 202-512-6000. This glossary provides a basic reference document of standardized definitions of terms used by the Federal Government in the budget making process).
- *Daily Treasury Statement* (Available on the internet at <https://fiscaldata.treasury.gov/datasets/daily-treasury-statement/operating-cash-balance>). *The Daily Treasury Statement* is published each working day of the Federal Government and provides data on the cash and debt operations of the Treasury.
- *Monthly Statement of the Public Debt of the United States* (Available on the internet at <https://fiscaldata.treasury.gov/datasets/monthly-statement-public-debt/summary-of-treasury-securities-outstanding>). This publication provides detailed information concerning the public debt.
- *Treasury Bulletin* (Available from GPO, Washington, D.C. 20401 on a subscription or single copy and on the internet at <https://fiscaldata.treasury.gov/datasets/treasury-bulletin/>). Quarterly, contains a mix of narrative, tables, and charts on Treasury issues, Federal financial operations, international statistics, and special reports.
- Budget of the United States Government, Fiscal Year 20\_\_ (Available from GPO, Washington, D.C. 20401 on a subscription basis only and on the internet at <https://www.govinfo.gov/app/collection/budget>). This publication is a single volume which provides budget information and contains:
  - Appendix, *The Budget of the United States Government, FY 20*
  - *The United States Budget in Brief, FY 20*
  - *Analytical Perspectives*
  - *Historical Tables*
- *Combined Statement of Receipts, Outlays, and Balances of the United States Government* (Available from Bureau of the Fiscal Service, U.S. Department of Treasury, Washington, D.C. 20227 and on the internet at <https://www.fiscal.treasury.gov/reports-statements/combined-statement/>). This report includes budgetary results at the summary level and presents individual receipt and appropriation accounts at the detail level.

**Scheduled Release**

**The release date for the April 2026 Statement  
will be 2:00 p.m. EST May 12, 2026.**

Internet service subscribers can access the current issue of the Monthly Treasury Statement through  
the Fiscal Data Website:

[https://fiscaldata.treasury.gov/datasets/monthly-treasury-statement/summary-of-budget-and-off-  
budget-results-and-financing-of-the-u-s-government](https://fiscaldata.treasury.gov/datasets/monthly-treasury-statement/summary-of-budget-and-off-budget-results-and-financing-of-the-u-s-government)